



# Draw to Learn Psalms

Charlene Notgrass

**Draw to Learn Psalms**

**Copyright © 1999 Notgrass Company**

**ISBN 978-1-933410-11-1**

Notgrass Company hereby grants to the original purchaser of this digital file the right to print copies of any or all pages for the exclusive use of that person's household. This permission may not be transferred to another person or household. This workbook may not be reproduced for a homeschool co-op, church Bible class, or other group.

Notgrass Company  
975 Roaring River Rd.  
Gainesboro, TN 38562  
1-800-211-8793  
notgrass.com

# Draw to Learn The Book of Psalms

## How to Use the Curriculum

The **Draw to Learn Series** helps children internalize truths from God's Word. It is a learning method designed to help children who love art learn the Bible in a way that is enjoyable for them. It also shows children who are not as interested in art how enjoyable it can be. The **Draw to Learn Series** teaches skills that will make children more successful artists.

The study is designed to encourage children to think and to see as an artist thinks and sees. These skills are steps toward making art an enjoyable hobby. Each lesson has three vital steps:

### Read • Think • Draw

- First, read the Bible passage and think about what it means.
- Second, read the instructions at the bottom of the page and think about what you will draw.
- Third, draw your picture in the frame provided on each page, remembering to fill up the whole frame with your picture.

### What Ages Can Use This Curriculum?

**A Child Using the Curriculum Independently.** Children who can read the Bible for themselves can use this curriculum. It has no upper age limit because a child of any age can complete the course at his or her own skill level. The parent needs to supply:

- This curriculum.
- A pencil (2B drawing pencil preferred).
- Good quality colored pencils made for artists. (We recommend the Prismacolor® brand. See "Suggestions for Drawing the Pictures" on page 3.)
- Reference materials (see "Suggestions for Drawing the Pictures" on page 3).

**A Family Studying the Curriculum Together.** All ages can use this curriculum. A child who is not yet reading can listen to the passage. This study is ideal for home educating families because everyone can participate. To get the most from the study, older children should be given plenty of time to read, think, and draw. Young children will probably finish much faster than their siblings.

# Why Are There 150 Lessons?

The 150 lessons are designed to cover an entire school year. Since many homeschooling families study for 180 days, this curriculum gives a child time to go on field trips and do other activities without getting behind. A child can also take two days to complete a picture when he or she is putting in great detail.

## Suggestions for Drawing the Pictures

Your family will experience success with the pictures if you follow these instructions:

- **Work diligently.** Spend plenty of time on your drawings. Put in details. Show the surroundings. Each lesson should take at least 45 minutes to complete, and some should take longer.
- **Use color.** Sometimes you may want to do detailed pencil drawings, but be sure to do many of them in color. You may use crayons or colored pencils, but we recommend buying a good set of colored pencils made for artists. We recommend the Prismacolor® Thick Lead brand by Sanford. We highly recommend any Prismacolor® art supplies. Their colored pencils blend beautifully. Their colored pencil sharpener is great, too.
- **Use a model or a picture.** When you are making a drawing, it is important to know what your objects, people, and scenery really look like. Of course, drawing from your imagination is sometimes fun; but usually you will get better results if you have something to go by. Use encyclopedias, magazines, other reference materials, and family photo albums to find photographs of the people, places, and objects you want to draw. Also, you can use live models and objects in your home or in God's creation.
- **Draw people.** Some people feel uncertain about drawing people. Don't worry about it. Your people can be realistic or they can be a cartoon style and you don't have to use the same style every time! I've even seen some pretty expressive stick people!
- **Fill up the frame.** Be sure to fill up the whole frame with your drawing.
- **Protect your drawing surface.** It is always a good idea to put a sheet of heavy paper behind your paper when you are drawing. This protects your drawing surface. In a sketch book or in your **Draw to Learn The Book of Psalms**, the heavy paper protects the rest of your sheets. It keeps them from getting indentions from the pressure of your pencil.
- **Sketch first.** When you begin a drawing, sketch on a separate piece of paper first before you draw in your book. When you begin a drawing in your book, draw lightly at first so you can erase any mistakes. When you have your drawing the way you want it, you can darken your lines. In fact, you should. Two of my art teacher's favorite words were, "Darken up!" Once you have your drawing the way you want it, be confident and "darken up!"

- **Prepare for tomorrow.** Before you finish each day, look at the sheet for the next day. You may need to gather props and pictures or look outside at a particular time of day.
- **Have fun.** Always keep a sense of wonder at God's amazing power, His work in our lives, and what He has done in Creation.

## Expanding this Study of Psalms into a Unit Study

Some families might enjoy expanding this study into a unit study. If so, here are a few ideas.


- **Further Bible Study.** When you look up the passage for each day, use a Bible with cross-references to read other passages in the Bible that teach about the topic.
- **Handwriting.** The child can copy verses from each day's lesson for handwriting practice and to hide the Word in his heart.
- **Art.** Many passages give inspiration for other drawings besides the ones described in the curriculum.
- **Science.** Many passages mention the elements from God's Creation. Research some of these wonders and write about them. For example, when you make a drawing about crops, read a book about farming.
- **History and Geography.** When the passage mentions a scale, find out about weights and measures in Bible times and today.
- **Creative Writing.** Have children write sentences, paragraphs, stories, or research papers on some of the ideas inspired by the passages or by the related books.
- **Make a Notebook.** Give your child a notebook in which to store all the related handwriting and art papers and a list of books read.
- **Use your imagination and the library!**

## Enjoy your Study and Let Us Hear from You!

Enjoy your year learning about the book of Psalms. We would love to hear how your study goes and to have copies of some of your drawings to put on our website. When someone in your family finishes one that is special in some way, send us a copy. Maybe you will see it at [notgrass.com](http://notgrass.com) on the Internet. Happy studying!

# Psalm 1


The person who delights in the law of the **LORD** and meditates on it day and night is like...



Read Psalm 1. Draw some hills with a stream flowing out of them. Think about which fruits grow on trees. Choose one fruit and draw that kind of fruit tree beside the stream. Cover the tree with fruit. Under the tree, draw yourself meditating on the law of the **LORD**. Make your face very happy.

# Psalm 2

Blessed are the people who take refuge in the LORD.




Read Psalm 2. Think of a place of refuge. People and animals find refuge in many places. Prairie dogs find refuge underground. A nest is a refuge for baby birds. During a rainstorm, people find refuge in their homes. During war, refugees find refuge in refugee camps. Draw a place of refuge.



# Psalm 3


The **LORD** is a shield around me.



Read Psalm 3. For many centuries soldiers used shields to protect themselves from enemy weapons. Armies have used various shapes and materials. Design a shield. Draw your shield so that people can tell what material was used. Design your shield so people will know Who your Commander is.

# Psalm 4


I can sleep in peace, because the **LORD** makes me safe.



Read Psalm 4. Look at your bed. What material was used to make it? How far is it off the floor? What are the colors and designs on your bed linens? Do you keep any pillows or stuffed animals on it? Draw a picture of your bed.

# Psalm 5


In the morning, the **LORD** hears me.



Read Psalm 5. Look outside your home early in the morning. Look in several directions. What is the weather like today? Is there dew or fog? Is there sunshine? Where is the sun? What differences of color can you see when you look to the east and then to the west? Choose a morning scene that you would like to draw today and draw a picture of the morning outside your home.

# Psalm 6


The LORD hears me when I cry.



Read Psalm 6. Think about how a person looks when he is crying. What color are her eyes and her nose? What is the shape of his mouth? Draw a person crying. Remember that the LORD hears our cries now and He has promised us that there will be no tears in heaven.

# Psalm 7


I will try to keep my hands free of guilt.



Read Psalm 7. Jesus died to save us from our guilt. Because we love Him, we want to serve Him with our hands and keep our hands from evil. Take your pencil in the hand you use when you are drawing. Lay your other hand on the table at some interesting angle. Try several poses. Examine your hand carefully. See the various shapes, angles, and wrinkles. Draw your hand.

# Psalm 8


The **LORD** has made people rule  
over the works of His Hands.



Read Psalm 8. Choose a specific person to draw. Think about this person. What is unique about him or her? What can you put in your drawing so that people can tell who you were thinking about? Think about how that person praises God and about the fact that God has made him or her a ruler over what He has made! Draw the person.

# Psalm 9


The **LORD** rules over all nations.



Read Psalm 9. Look at a map of the world or at a globe. Choose one of the continents and draw it. Draw all the nations on that continent.

# Psalm 10

The **LORD** pays attention to hurting people.




Read Psalm 10. The LORD is actively watching out for people who are hurting. Notice these verbs in Psalm 10: ***see, consider, encourage, and listen.*** Make a poster using these four verbs. It can remind you to do what God does. Have you noticed that books and advertisements use many different types of lettering to communicate? Use a different style of lettering for each word. To letter neatly, use a ruler to draw two faint parallel lines for each word. Make the top of your letters touch the top line and the bottom of your letters touch the bottom line. Try to make your poster exciting by using bright colors and by placing the words in interesting places on the poster.



# Psalm 11


Upright people will see the face of God!



Read Psalm 11. Someday the righteous will see the LORD's face! Sight is such a blessing. Look in a mirror and draw your eyes. Keep looking in the mirror from time to time as you draw. Copy the color of your iris. Notice the direction of your eyelashes. Look for the shiny spot on your iris. Remember to leave a white spot for that gleam. Notice the dark pupil and draw that in the center of your iris.

# Psalm 12


I will honor the LORD with my lips.



Read Psalm 12. Look at several people or pictures of people. Can you find different types of lips? Draw some. Can you show how these people are feeling by the way you draw their lips?

# Psalm 13


My heart rejoices in the LORD.



Read Psalm 13. Think about a joyful face. Is the face young or old? Does it have the same skin color as yours? Is this a person you know or did you find a face in a book or in your imagination? How can you tell that the face is joyful? If you covered the mouth, could you still see the joy in the eyes? Draw a joyful face.

# Psalm 14


The **LORD** is the refuge for the poor.



Read Psalm 14. Talk with your parents about something you can do for the poor. Decide together that you will give something to a poor person or family. Draw what you plan to give.

# Psalm 15


The **LORD** cares about how I use money.



Read Psalm 15. Get some paper money. Examine it carefully. Look at all the artwork on the money. Imagine that you have been hired to design some new money for your country. Draw a new design here.

# Psalm 16


At night my heart teaches me.



Read Psalm 16. Draw a nighttime sky. Will the moon be visible? What shape will it be? What time of night will it be? Is it early or midnight or an hour before sunrise?

# Psalm 17


I walk in the LORD's paths.



Read Psalm 17. Draw one of your feet. Will you be barefooted? Will you be wearing socks or shoes? Will you draw it from the side, from the bottom, or from the top? Are your feet clean or dirty?

# Psalm 18

The **LORD** makes me stand like a deer on high places.




Read Psalm 18. Imagine a deer standing on a high mountain. Is the deer a male or female? Is a fawn by its side? What kind of mountains do you imagine? Are they rocky and bare or covered with trees? Draw a deer standing on a high mountain.



# Psalm 19


The heavens declare God's glory!



Read Psalm 19. Think about the description of the sun's path in verses 4-6. Draw a sunset. Where is the sun setting? Is it over the ocean, a mountain, or a desert? Are there any clouds in the sky?

# Psalm 20


May the LORD give you your heart's desire.



Read Psalm 20. Think of your dreams for the future. Some dreams are for tomorrow or next week. Other dreams are for many years from now. Draw a picture of your dream.

# Psalm 21


The **LORD** placed a crown of pure gold on his head.



Read Psalm 21. Design a crown. You could make an interesting shape for the crown's edge and "engrave" it with beautiful and intricate designs.

# Psalm 22


Future generations will be told about the LORD.



Read Psalm 22. Dream about a family the LORD may give you in the future. Draw your family tree. Fill up the frame with a large tree that has many branches. Put your name at the bottom and make up a name for your husband or wife and write it there too. Then make up names for your imaginary descendants and write them on the branches.

# Psalm 23


The **LORD** is my shepherd.



Read Psalm 23. Draw a shepherd. Draw sheep lying down. Draw a quiet stream or pool of water near the sheep. Draw peaceful green hills. Draw a clear blue sky.

# Psalm 24


All who live in the world belong to the LORD.



Read Psalm 24. Fill the frame with faces. Make each one different. Make some old and some young. Use a variety of skin colors. Put hats from other cultures on some of them.

# Psalm 25


I hope in the LORD all day long.



Read Psalm 25. Begin at the top left corner of the frame and draw a small picture showing yourself getting up in the morning. Make rows of pictures showing what you do each day in chronological order. End at the bottom right corner with a picture of you going to bed.

# Psalm 26

I stay away from evil people.




Read Psalm 26. The psalmist knows that he can follow the LORD better if he does not spend his time with evil people. Evil people tempt us to do evil also. Righteous people help us to follow the LORD. Think of the righteous people in your life who help you to follow the LORD better. Draw one or more of them in the frame above. Think about the person's hair, skin, eyes, and smile. Try to make your picture look like him or her. Perhaps you could draw an object you often see in his or her hand or the room where you most often see him. This will help others recognize the person you have drawn.



# Psalm 27


The **LORD** is strong! I will not be afraid.



Read Psalm 27. Think about something that usually makes you afraid. At the top of the frame write, "The LORD will protect me from \_\_\_\_\_," filling in the blank with your fear. Draw a picture illustrating your fear. As you draw, think about ways the LORD protects you from that fear.

# Psalm 28


I will thank the LORD in song.



Read Psalm 28. In the center of the frame, write the words to one of your favorite songs of thanksgiving. Illustrate the song around the edge of the frame.

# Psalm 29


The voice of the **LORD** creates storms.



Read Psalm 29. Sometimes storms are very scary, but they can be beautiful too. They show us the **LORD**'s amazing power. Draw a picture of a beautiful thunder storm.

# Psalm 30


I called to the **LORD** for help and He healed me.



Read Psalm 30. Think about a time when you have asked the LORD to heal you. Draw a part of your body that the LORD has healed.

# Psalm 31


O LORD, You are my rock.



Read Psalm 31. Find a picture of a very large rock. You could look for an American scene from the Black Hills of South Dakota, the Oregon or Maine coasts, the Grand Canyon in Arizona, or Yosemite National Park in California. There are huge rocks in the Cheddar Gorge region in the southwest of England and many other places on the earth. Use your geographic knowledge and your imagination. Once you have chosen a picture, draw it in the frame above.

# Psalm 32


The LORD is my hiding place.



Read Psalm 32. If you were playing a game of hide and seek, where would you hide? If you just wanted to be alone, where would you go in your house? Draw a picture of your favorite hiding place.

# Psalm 33


The **LORD** looks down from heaven and sees all mankind.



Read Psalm 33. When He looks down from heaven, the LORD sees everything that people do. Draw a horizontal line across the frame. In the bottom portion, draw yourself doing something kind. In the top portion, draw a person living on the other side of the earth doing something kind.

# Psalm 34

Taste and see that the LORD is good.




Read Psalm 34. This psalm compares finding out about the LORD's goodness to our sense of taste. Draw a food that you love to taste.



# Psalm 35


I will praise the LORD with my whole being.



Read Psalm 35. You have a body, a soul, a mind, and a spirit. You can praise the LORD with your whole being. Find a picture of a human skeleton. Draw your skeleton here. Can you draw it in an interesting position such as sitting, kneeling, or running?

# Psalm 36


The LORD's justice is like the great deep.



Read Psalm 36. Draw an underwater ocean scene. Fill it with many sea creatures God created to live there.

# Psalm 37


The righteous person has the law of his God in his heart.



Read Psalm 37. Draw a heart. Illustrate one of God's laws inside it.

# Psalm 38


I wait for the LORD. He will answer.



Read Psalm 38. Draw a picture of someone who is waiting. Is the person at an airport, a train station, or a bus stop? Is he waiting at a dentist's office? Is she standing in line? Is he standing at the window and looking out?

# Psalm 39


People bustle about, but it is useless.



Read Psalm 39. Draw a picture of someone bustling about. Is the person cooking? Is he getting ready to go to work? Is she getting ready to go on a vacation? Remember the story of Jesus' visit with Mary and Martha in Luke 10:38-42. Try to remember the most important things.

# Psalm 40


Many are the wonders that the LORD has done.



Read Psalm 40. Think of a wonder the LORD has done and draw it here.

# Psalm 41


Praise be to the LORD, the God of Israel.



Read Psalm 41. In Genesis, the LORD chose Abraham and his descendants to be His people. Their most successful time as a nation was during the time of David. Draw a map of Israel during the time of David.

# Psalm 42

My soul thirsts for the living God.




Read Psalm 42. Draw a beautiful stream with a deer drinking from its waters. Is the stream in the mountains or by a meadow? Is it moving slowly or rushing by?



# Psalm 43


Let your light and truth guide me.



Read Psalm 43. Draw an open Bible. Make it look three-dimensional. Write a verse on the pages. Perhaps you would like to illuminate the first letter of the verse as monks did many centuries ago. If you do, use bright colors and gold if you have it.

# Psalm 44


The Israelite fathers told their children  
what God had done for them in their day.



Read Psalm 44. Draw a picture of a father teaching his child about the LORD's amazing deeds.

# Psalm 45


God set the king above his companions.



Read Psalm 45. Draw a king dressed in his royal robes, sitting on a throne in his palace. Is he a modern king, a medieval king, or an ancient king? Is he European or Oriental? How can you show these facts in your drawing?

# Psalm 46


Be still, and know that I am God.



Read Psalm 46. Draw a picture of yourself being still.

# Psalm 47


The **LORD** Most High is the great King over all the earth.



Read Psalm 47. Draw the earth. Remembering that God is King of all nations, think about which side of the earth you would like to draw.

# Psalm 48


The city of Jerusalem was beautiful.



Read Psalm 48. Find some artwork depicting scenes from Jerusalem during the time of David. Draw a beautiful part of Jerusalem from that time.

# Psalm 49


Do not be too awed when you see a person get very rich,  
for he will not take any of it with him when he dies.



Read Psalm 49. Sometimes it is easy to envy rich people. Draw a rich child in his room. Fill it with all kinds of possessions that a child might want. Remember that child needs God and that he will not take any of those things with him when he dies.

# Psalm 50

Every animal of the forest belongs to God.




Read Psalm 50. Draw many different kinds of forest animals.



# Psalm 51


Wash me, O LORD, and I will be whiter than snow.



Read Psalm 51. Draw a scene covered with fresh-fallen snow. Make the sky the color of a winter sky. Put trees, buildings, and objects in your drawing so that it will look three-dimensional. Perhaps the snow will still be falling in your picture. Use your imagination and make your picture beautiful.

# Psalm 52


I am like a flourishing olive tree.



Read Psalm 52. Find a picture of an olive tree or a picture of the Garden of Gethsemane. Draw an olive tree or an olive grove.

# Psalm 53


God looks down from heaven to see if anyone seeks God.



Read Psalm 53. Draw a picture of a person studying the Word of God.

# Psalm 54


Hear my prayer, O God.



Read Psalm 54. Write a prayer asking for God's help. Design a border around the prayer that illustrates the words.

# Psalm 55


Evening, morning, and noon...He hears me.



Read Psalm 55. Draw two lines across the frame to divide it into three parts. Draw the same scene in the evening, morning, and at noon.

# Psalm 56


I praise God's Word.



Read Psalm 56. Write I Peter 1:24-25 in the center of the frame and then draw grasses and flowers around the edge.

# Psalm 57


God's love reaches to the heavens and  
His faithfulness reaches to the skies.



Read Psalm 57. Draw a starry night, showing a constellation. Use layers of both blue and black to color your sky.

# Psalm 58

The venom of an unjust ruler is like the venom of a cobra.




Read Psalm 58. Find a picture or description of a cobra and draw one here.



# Psalm 59


My loving God is my fortress.



Read Psalm 59. People have built many fortresses throughout history. In Europe people built castles and in the United States they built forts. Draw a fortress.

# Psalm 60


The help of man is worthless.



Read Psalm 60. The psalmist knows that his army is worthless without God. Draw an army. Armies have looked very different at various times in history. Which period of history have you chosen for your picture? Do not write down the period in history, but show the time by what you include in your drawing.

# Psalm 61


God is a strong tower.



Read Psalm 61. Draw a tower. You can draw a famous one, one in your town, a fire tower in a rural area, or a tower made up in your imagination. Perhaps you could make a tower out of blocks and then draw the tower that you made.

# Psalm 62


My soul finds rest only in God.



Read Psalm 62. From the very beginning of time, God has provided rest for people.  
Draw a picture of yourself resting.

# Psalm 63


I thirst for God in a dry, weary land.



Read Psalm 63. Draw a dry, weary land. Think about dry places on earth. Perhaps you would like to draw some plants or animals that live in dry places. Think about the sky. Will it have any clouds? Think about the color of the land. Will it be covered with vegetation?

# Psalm 64


All mankind will think about what God has done.



Read Psalm 64. Close your eyes and think about what God has done. Illustrate something you have thought about.

# Psalm 65


God cares for the land and waters it.



Read Psalm 65. Draw a picture of rain falling on the soil or plants. Decide whether you will draw a gentle rain or a rain storm. Think about how to show the splashes where the rain hits the ground. Will your sky be dark and gray or will the sun be shining with a rainbow in the sky?

# Psalm 66

The **LORD** turned the sea into dry land.




Read Psalm 66. Then read Exodus 14:15-31. Draw a picture from this episode in the life of the Israelites. Imagine that you are one of the people in this scene. This will determine the perspective of your picture. Are you Moses looking across the sea? Are you a child on dry land in the middle of the sea looking at the wall of water on your right or left? Can you see fish swimming around in the wall of water? Are you a mother looking down at your feet on the dry land? Try to think of a new way to illustrate this amazing scene.



# Psalm 67


May all the peoples praise the LORD.



Read Psalm 67. Draw a portrait of a person whose skin is a different color from yours. Think about the texture and color of his or her hair. Think about the shape of his or her eyes, nose, and mouth. Think about how to show the age of the person.

# Psalm 68


Extol the **LORD** who rides on the clouds.



Read Psalm 68. Choose a type of weather and then draw the clouds that produce that kind of weather.

# Psalm 69


The LORD hears the needy.



Read Psalm 69. Remembering that there are many different kinds of need, draw a needy person.

# Psalm 70


O LORD, may those who say, “Aha! Aha!” to me,  
turn back because of their shame.



Read Psalm 70. Draw a person saying, “Aha!”

# Psalm 71


I have depended on the Sovereign LORD since I was born.



Read Psalm 71. Think about how a newborn baby looks. Draw a newborn baby.

# Psalm 72


God alone does marvelous deeds.



Read Psalm 72. Think about God's marvelous deeds. Draw one of them.

# Psalm 73


It is good to be near God.



Read Psalm 73. Think about the times that you feel near God. Draw a picture illustrating one of those times.

# Psalm 74

God made the summer.




Read Psalm 74. Draw a picture illustrating summer. Would a scene outside or inside the house better show the season? If you choose outside, what color is the sky? What color do you see in fields or forest? If there are people in your picture, what kinds of clothes are they wearing? What activities are they doing?



# Psalm 75


No person from the east or west or from the desert  
can exalt someone. Only God judges.



Read Psalm 75. Draw a person who lives in the desert. Draw their home and the surrounding scene. Perhaps you would like to draw a Bedouin.

# Psalm 76


God is more majestic than mountains filled  
with animals which people can hunt.



Read Psalm 76. Draw a mountain scene. You could draw a mountain in the distance so that you could show the whole mountain. Perhaps you would rather draw just the tip of the mountain or a scene in the mountains that includes a mountain animal.

# Psalm 77


The **LORD** is the God who performs miracles.



Read Psalm 77. Think about one of God's miracles in the Old or New Testaments. Illustrate one of them.

# Psalm 78


We will tell the next generation what the **LORD** has done.



Read Psalm 78. Draw a picture of a mother teaching her child about the LORD.

# Psalm 79


From generation to generation we will tell of God's praise.



Read Psalm 79. Imagine a time in the future when you will tell the next generation about the LORD. Draw a picture illustrating what you would like them to know.

# Psalm 80


The psalmist compares the Israelites to a vine.



Read Psalm 80. Draw a beautiful grape vine with many grapes hanging from it. Think about the fact that Christians are branches on Jesus, the Vine.

# Psalm 81


God commanded the Israelites to sound the ram's horn at the new moon and when the moon was full.



Read Psalm 81. Draw a picture of the sky with a full moon. (See Numbers 10:10.)

# Psalm 82

We must rescue the weak and defend their cause.




Read Psalm 82. Think of people who are weak. Draw a picture illustrating these people. How old are these people? Where do they live? Why are they weak? Show this in your picture.



# Psalm 83


The psalmist asked God to make His enemies  
like tumbleweed and chaff.



Read Psalm 83. Draw tumbleweed or chaff from wheat blowing in the wind. How will you show that it is moving? Perhaps you can think of a way to show it is above the ground. You could draw the shadow of the tumbleweed or chaff below it on the ground. You could show that other things in your picture are also being moved by the wind.

# Psalm 84


Birds found homes in the temple area in Jerusalem.



Read Psalm 84. Birds often find nesting places on buildings. Have you seen a bird's nest on a drain pipe or other nook around your home? Have you seen a bird's nest on a giant letter attached to a business? Think of an interesting place that a bird may nest in a city. Draw a picture of the nest and its immediate surroundings.

# Psalm 85


With God's blessings, the land will produce a harvest.



Read Psalm 85. Draw a farm field brimming with a bountiful harvest. What plants will you choose? You could choose wheat, corn, soybeans, sunflowers, or some other crop.

# Psalm 86


The **LORD** abounds in love to all who call on Him.



Read Psalm 86. Illustrate a way His love abounds toward you.

# Psalm 87


Wonderful things were said about Jerusalem.



Read Psalm 87. Choose another scene from Jerusalem and draw it here. (See the page for Psalm 48.)

# Psalm 88


In the morning I pray to the LORD.



Read Psalm 88. Draw a picture of sunlight coming in a window in the morning.

# Psalm 89


The **LORD** created the north and the south.



Read Psalm 89. Think about northern places and southern places on God's earth. Illustrate a place in the north or the south. Do not label your picture. Draw your picture so that anyone who knows geography can tell which area you have chosen.

# Psalm 90

With the **LORD** a thousand years are like a day.




Read Psalm 90. Draw an object or event from more than a thousand years ago.



# Psalm 91


The **LORD** protects me under His wings.



Read Psalm 91. Look at pictures of several different kinds of birds. Draw a beautiful wing that illustrates God's protection to you. Perhaps you would like to draw a giant wing and yourself hiding beneath it.

# Psalm 92


The righteous will still bear fruit when they are old.



Read Psalm 92. Draw a fresh green fruit tree bearing beautiful fruit.

# Psalm 93


The **LORD** is mightier than the waves of the sea.



Read Psalm 93. Draw a picture of the waves of the sea. Are your waves out in the middle of the ocean during a storm or are children playing in them on the beach? Remember to include many colors of blue and green when you color the sea and to leave the tops of the waves white.

# Psalm 94


The One who created the ear hears  
what the people on the earth are saying.



Read Psalm 94. Draw an ear. Is it a baby's ear? Is the ear a man's or a woman's? How can you tell by looking at your picture?

# Psalm 95


The depths of the earth belong to our great God.



Read Psalm 95. Draw the inside of a cave. Is it a small cave near your home or is it Mammoth Cave in Kentucky? Is it Carlsbad Caverns in New Mexico or the caves at Qumran in the Middle East? Do animals live in the cave you are drawing? Is there an underground river running through it?

# Psalm 96


Declare the LORD's glory  
and His marvelous deeds among all peoples.



Read Psalm 96. Think about people in another country. Draw a home from that country with a family standing in front of it. Make sure the landscape surrounding the home also depicts the country you are drawing.

# Psalm 97


The LORD's lightning lights up the world.



Read Psalm 97. Draw a beach scene in the bottom one fourth of the frame. Draw a lightning storm in the upper three fourths. Will you choose a storm in the daytime or at night?

# Psalm 98

Let the rivers clap their hands in praise to our God.




Read Psalm 98. Draw a river. Are there animals in the scene? Is there a river otter or a turtle? Is someone fishing on the river? Is there a boat floating on it? Is there a barge carrying freight, a motor boat pulling water skiers, or a Cambridge University student punting on the Cam in England? The LORD God made it all!



# Psalm 99


Moses, Aaron, and Samuel all called on the LORD;  
and He answered.



Read Psalm 99. Choose one of these Bible heroes and draw his picture here. Include clothing, objects, or scenes in your picture so that others can easily see whom you have drawn.

# Psalm 100


The **LORD** made us and we belong to Him.



Read Psalm 100. Think of something amazing about the human body and draw it here.

# Psalm 101


I will have integrity in my house.



Read Psalm 101. Draw a scene in your home. Look in one direction and draw what you see. Include the ceiling, floor, walls, furniture, and any other objects that you see.

# Psalm 102


The psalmist felt lonely like a desert owl among ruins.



Read Psalm 102. Draw an owl.

# Psalm 103


The **LORD** renews your youth like the eagle.



Read Psalm 103. Draw an eagle.

# Psalm 104


How many are the works of the LORD!



Read Psalm 104. Choose one of the marvelous creations described and illustrate it. Will you choose birds nesting by the waters, cultivated plants bringing forth food, well-watered trees, wild goats on the high mountains, beasts prowling the forest at night, the moon or the sun, lions seeking their food from God, or the vast sea with creatures beyond number?

# Psalm 105


The **LORD** sent Joseph to Egypt as part of His plan.



Read Psalm 105. Draw Joseph in Egypt. Think about how you will show that he is in Egypt. Will you use clothing, scenery, or household objects? Will you draw him in Potiphar's house, in prison, or working for Pharaoh?

# Psalm 106

The Israelites were afraid to enter Canaan when they got there. They did not believe God's promise.




Read Psalm 106. God sent Moses to lead the Israelites from Egypt to Canaan. When they arrived at the promised land of Canaan, God sent twelve spies to see what the land was like. They found a wonderful land, but ten of them were afraid of the mighty people who lived there. Sadly, the people believed the ten men and did not trust God to help them take the land. Two men believed God. They were Joshua and Caleb. Numbers 13:23 describes some amazing fruit of Canaan that the spies brought back. Draw a picture illustrating this verse.



# Psalm 107


Let all the wise consider the great love of the **LORD**  
as evidenced by this psalm.



Read Psalm 107. This psalm tells of people who had problems and then cried out to the LORD in their trouble. Think of a time that you have had trouble and then cried out to the LORD. Draw a picture that illustrates a time He has answered you.

# Psalm 108


I will sing of the **LORD** among the peoples.



Read Psalm 108. Draw yourself singing in the center of this frame. Fill the frame with other faces from all over the world. Draw them singing too.

# Psalm 109


Sometimes people are unkind  
even though we offer to be friends.



Read Psalm 109. Jesus had been a friend to Judas Iscariot, but Judas betrayed his friend in the Garden of Gethsemane (see John 18:3 and Matthew 26:47-56). Draw the scene Jesus saw in Gethsemane when He saw men with torches coming through the darkness to arrest Him. Draw his friend Judas among them.

# Psalm 110


Jesus will rule with a mighty scepter.



Read Psalm 110. Draw a mighty and beautiful scepter. Is it studded with jewels? Is it made from gold?

# Psalm 111


The **LORD** provides food for those who fear Him.



Read Psalm 111. Draw your family's table made ready for everyone to sit down together.

# Psalm 112


The **LORD** will bless each generation of the righteous.



Read Psalm 112. Draw a future picture of yourself at your wedding. Draw a picture of your Christian bride or groom. Think about how this marriage will affect future generations in your family.

# Psalm 113


The **LORD** makes a barren woman a happy mother.



Read Psalm 113. Draw a happy mother with her children.

# Psalm 114

As the Israelites were traveling to Canaan, the **LORD** turned a hard rock into springs of water.




Read Psalm 114. Also read Exodus 17:1-7. Illustrate this event in the life of Moses.



# Psalm 115


The **LORD** blesses all who fear Him --  
He blesses the small and the great alike.



Read Psalm 115. Draw two people: a great person who fears the LORD and a small one.

# Psalm 116


I will call on the **LORD** as long as I live.



Read Psalm 116. Draw a picture of yourself praying to God at age forty.

# Psalm 117


Praise the LORD, all peoples!



Read Psalm 117. Look in a reference book to find out what the major faiths are in various countries. Choose a country that is mainly Hindu or Buddhist. Draw a faithful Christian person who is a native of that land.

# Psalm 118


This is the day that the **LORD** has made;  
let us rejoice and be glad in it.



Read Psalm 118. Draw a scene in God's creation that you have seen today.

# Psalm 119


God's word is a lamp for my feet and a light for my path.



Read Psalm 119. Draw a path through a dark forest. Make light shine on the path. Remember you cannot get lost on God's path.

# Psalm 120


The **LORD** will punish a deceitful tongue with sharp arrows.



Read Psalm 120. Draw a bow and arrows.

# Psalm 121


The LORD is my shade.



Read Psalm 121. Draw a sunny day. Draw a tree with cool shade underneath it.

# Psalm 122

I rejoiced...




Read Psalm 122. Draw an old woman who is contentedly rocking filled with joy from the LORD. Remember that you too can quietly sit and rejoice in Him.



# Psalm 123


I lift my eyes to the LORD.



Read Psalm 123. Draw a person who is looking up.

# Psalm 124


Our help is in the LORD's name --  
He Who made heaven and earth.



Read Psalm 124. Think of a living thing that is less than five inches in height and width.  
Draw that living thing that the LORD has made.

# Psalm 125


Do good, O LORD, to the upright in heart.



Read Psalm 125. Draw a picture of someone doing good.

# Psalm 126


When we sow in tears, we will reap with songs of joy.



Read Psalm 126. Draw a picture of a person or people sowing seed. Are they sowing corn with tractors on the American plain? Are they sowing rice in paddies in Vietnam? Are they sowing a garden in your backyard?

# Psalm 127


Blessed is the man whose quiver is full of children.



Read Psalm 127. Draw a father with many children. Are there any twins? How old is the eldest? How old is the youngest? Do they look like their father? How many are girls and how many are boys?

# Psalm 128


The wife of the man who fears the **LORD**  
will be a fruitful vine within his house.



Read Psalm 128. Draw a loving husband and wife.

# Psalm 129


The LORD is righteous.



Read Psalm 129. Make a poster using the words: "The LORD is righteous."

# Psalm 130

I wait for the **LORD**  
more than watchmen wait for the morning.




Read Psalm 130. Think of a night watchman you have seen or one that you can imagine. Does he work for a business? Is he a policeman? Is he a soldier? Draw a watchman working through the night.



# Psalm 131


I hope in the **LORD** like a child with its mother.



Read Psalm 131. Draw a picture of a child and his or her mother at a park. Show them in an activity that shows the child's trust in her.

# Psalm 132


The **LORD** promised David that He would place one of his descendants on the throne.



Read Psalm 132. Draw a scene from the life of David.

# Psalm 133


How good and pleasant it is  
for brothers to live together in unity.



Read Psalm 133. Draw a picture of people who are loving and forgiving with one another.

# Psalm 134


May the LORD bless His servants  
who serve by night in His house.



Read Psalm 134. Draw a scene in the temple with priests serving at night.

# Psalm 135


The **LORD** makes clouds rise from the ends of the earth.



Read Psalm 135. Pretend you are riding in a plane over the ocean. Look toward the horizon and down at the clouds over the water. Are there fishing boats on the water? Are you near land and therefore see some birds too? Draw what you have imagined.

# Psalm 136


Give thanks to the LORD for He is good.  
He gives food to every creature.



Read Psalm 136. Draw a living creature and the food that God provides for it. Where does your creature live? In the ocean? In the forest? In a swamp? In a cave? In a tide pool? In a rain forest? In a desert? Draw the habitat of the creature you have chosen and think of the amazing amount of jobs the LORD does to provide food and a habitat for just that one creature. He provides that for *every* creature!

# Psalm 137


The people in captivity were so sad  
they hung their harps on the poplars.



Read Psalm 137. Draw a poplar with harps hanging on it. The LORD kept warning the Israelites that they would be punished if they kept worshipping idols and living like the world around them. Finally, He sent mighty armies to carry them away into captivity in Assyria and Babylon.

# Psalm 138

The **LORD** has exalted His Name  
and His Word above all things.




Read Psalm 138. Also read Psalm 119:89. Write that verse in the center of this frame and draw the Universe around it.



# Psalm 139


The LORD made me fearfully and wonderfully.



Read Psalm 139. Think about your body and soul and mind and spirit. The LORD made all of you. Draw a picture that tells others about yourself.

# Psalm 140


O LORD, keep me from men who plan to trip my feet.



Read Psalm 140. One way to stay away from the influence of wicked men is to follow God's way and stay close to Him. Instead of being entertained by an evil movie, you can sing with your family. Instead of watching a bad show on television, you can read or listen to a good book. Draw a new cover for your favorite classic book that teaches good moral values.

# Psalm 141


Let my heart not be drawn to evil.



Read Psalm 141. Remembering the drawing you made for Psalm 140, draw an illustration for the same book.

# Psalm 142


I cry out to the LORD, telling Him my trouble.



Read Psalm 142. Draw a person crying out to the LORD.

# Psalm 143


I consider what Your Hands have done.



Read Psalm 143. Consider what the LORD has done with His Hands. Think about something that you find particularly amazing. Are you amazed at the way bees make honey? Are you amazed at the way a yellow dandelion flower becomes a fluffy ball of white seeds? Are you amazed at the amount of water that flows over Victoria Falls? Draw something God has made that amazes you.

# Psalm 144


**LORD**, touch the mountains so that they smoke.



Read Psalm 144. Draw a volcano. Is it beginning to smoke and about to erupt? Is it erupting powerfully? Is it smoldering after a huge eruption?

# Psalm 145


The LORD's saints will speak of His might,  
so that all men may know the splendor of His kingdom.



Read Psalm 145. Think of a person from an island nation. Draw that person.

# Psalm 146

I will praise the LORD all my life.




Read Psalm 146. Think about your future. Draw a picture of yourself at age twenty-five. Draw the scene so that people can tell what you are doing with your life and how you typically spend your days.



# Psalm 147


The **LORD** determines the number of the stars  
and calls them each by name.



Read Psalm 147. Fill up the frame with stars in a dark nighttime sky. How many stars can you draw in this frame? Think about how many the LORD has made.

# Psalm 148


Praise the LORD from the earth, you flying birds.



Read Psalm 148. Draw a scene that includes birds that fly. Will the birds be seagulls by the ocean? Will they be flamingos in Florida? Will they be cockatiels in Australia? Will they be migrating Arctic Terns?

# Psalm 149


Sing to the LORD a new song!

A large, empty rectangular frame with a double-line border, intended for writing a new song and illustrating it.

Read Psalm 149. Write a new song for the LORD. Write it in the frame and illustrate it. Perhaps you could get some ideas from your study of the Psalms.

# Psalm 150

Let everything that has breath praise the LORD.



Read Psalm 150. Fill the frame with drawings of many breathing things. Let everything that has breath praise the LORD.