

Walking In Peace

Mary Evelyn McCurdy

*Dedicated to Jill Wallace,
a friend who knows the peace of Christ*

Walking In Peace by Mary Evelyn McCurdy

ISBN 978-1-60999-056-5 (ebook)

Copyright © 2013 Notgrass Company.

Notgrass Company hereby grants to the original purchaser of this digital file the right to print copies of any or all pages for the exclusive use of that person's household. This permission may not be transferred to another person or household. This workbook may not be reproduced for a homeschool co-op, church Bible class, or other group.

Scripture quotations taken from the New American Standard Bible®,
Copyright © 1960, 1962, 1963, 1968, 1971, 1972, 1973, 1975, 1977, 1995. Used by permission.

Images © 2011 JupiterImages.



Teaching the Heart, Soul, and Mind™

975 Roaring River Road

Gainesboro, TN 38562

1-800-211-8793

www.notgrass.com

books@notgrass.com

How To Use This Study

Walking In Peace explores what the Bible says about peace in the Old and New Testaments. Students will look up numerous scriptures as they learn about the peace that God wants all of His people to have.

This study is divided into 30 two-page lessons. Completing five lessons per week will allow you to finish the study in six weeks. Completing one lesson per week will spread the study out over a school year. The format allows flexibility, however, if you chose to complete more or fewer lessons each week. This study was created using primarily the New American Standard Bible; but effort has been made to make the study usable with a variety of translations, including the New International Version, the King James Version, and the New King James Version.

Younger children may need assistance reading the lessons, writing the verses, and completing the puzzles. Older children will be able to complete the lessons on their own, but parents are encouraged to oversee the study so that the children can gain wisdom from their parents as they all look into the Word together.

Contents

Lesson 1 - Seeking Peace	1	Lesson 16 - Prince of Peace	31
Lesson 2 - A Blessing of Peace	3	Lesson 17 - Path of Peace	33
Lesson 3 - A Peaceful Home	5	Lesson 18 - Peace On Earth	35
Lesson 4 - The Lord's People	7	Lesson 19 - Peacemakers	37
Lesson 5 - An Answered Prayer	9	Lesson 20 - Go In Peace	39
Lesson 6 - At Peace With God	11	Lesson 21 - Salty People	41
Lesson 7 - Sleep In Peace	13	Lesson 22 - Peace Be With You	43
Lesson 8 - A Peaceful Future	15	Lesson 23 - To Everyone Who Does Good	45
Lesson 9 - Loving God's Law	17	Lesson 24 - At Peace With All Men	47
Lesson 10 - Peace From Obedience	19	Lesson 25 - Peace In Believing	49
Lesson 11 - Joy	21	Lesson 26 - Our Peace	51
Lesson 12 - Peace With Our Enemies	23	Lesson 27 - Fruit of the Spirit	53
Lesson 13 - A Time for Peace	25	Lesson 28 - Peaceful Fruit	55
Lesson 14 - Perfect Peace	27	Lesson 29 - The Peace of Christ	57
Lesson 15 - Abundance of Peace	29	Lesson 30 - Peace I Leave You	59
		Answer Key	61

Lesson 1

Seeking Peace

What is peace? Look up the word in a dictionary. You might see several different definitions of the word. After you have looked at the different definitions, write your own definition below.

peace:

Read Psalm 34:11-15 and copy verse 14 on the lines below.

Psalm 34:14

God wants us to turn away from evil so that we will have peace in our lives. Many things can distract us from seeking peace. It's easy to worry and fret and let worldly things get in the way of the peace God wants us to have. If we are going to have peaceful lives and hearts, we must be diligent to turn away from the bad and focus on the good.

Psalm 34:14 says to turn away from evil and do good. On the left, list ten bad things that God doesn't want you to do. On the right, list ten good things that God does want you to do. Turning away from evil and doing good is one way that we can seek peace.

Ten Bad Things

1. _____
2. _____
3. _____
4. _____
5. _____
6. _____
7. _____
8. _____
9. _____
10. _____



Ten Good Things


1. _____
2. _____
3. _____
4. _____
5. _____
6. _____
7. _____
8. _____
9. _____
10. _____



See how many times you can find the word *peace* in the puzzle below. It is hidden twenty-five times. Look for the word up and down, across, and diagonally (forward and backward).

E	P	F	G	J	P	P	E	A	C	P	E	C	A	P	E	A	C	E
P	E	A	C	E	L	E	G	H	D	P	E	A	C	E	A	C	L	P
G	A	P	A	P	E	A	C	E	P	E	C	A	G	P	E	A	C	E
R	C	C	P	A	Z	C	C	P	E	A	C	E	C	H	B	P	N	C
T	E	V	L	E	X	E	V	A	P	C	N	H	F	E	E	C	B	P
C	C	D	E	P	A	P	E	A	C	E	C	P	E	A	C	E	V	E
P	A	C	P	D	S	C	A	C	P	A	E	V	C	C	P	A	S	A
E	E	W	P	E	A	C	E	G	P	H	N	E	S	D	P	R	A	C
C	P	A	G	T	A	F	G	P	E	A	C	E	P	L	E	F	C	E
V	T	J	C	B	T	C	T	R	A	G	P	H	J	K	A	P	D	A
R	G	M	P	E	A	C	E	D	C	T	A	P	E	A	C	E	V	P
P	E	A	C	E	D	F	C	V	E	P	C	E	P	L	E	N	H	I

A dove carrying an olive branch has long been used as a symbol of peace. Read about the origin of this symbol in Genesis 8:8-12. In the frame below, draw an illustration of that passage.



Lesson 2

A Blessing of Peace

In Numbers 6, God told Moses a special blessing that Aaron was to give the Israelites. Read Numbers 6:22-27 and copy verses 24-26 on the lines below.

Numbers 6:24-26

Just as God wanted the Israelites to have peace, He wants us to have peace. God wants good things for the people who love Him. He wants to be kind and gracious to us because that's the kind of God He is. Read Isaiah 30:18.

Think about the blessings that God has given you. Make a list of some of your blessings on the lines below as you thank God for each one.


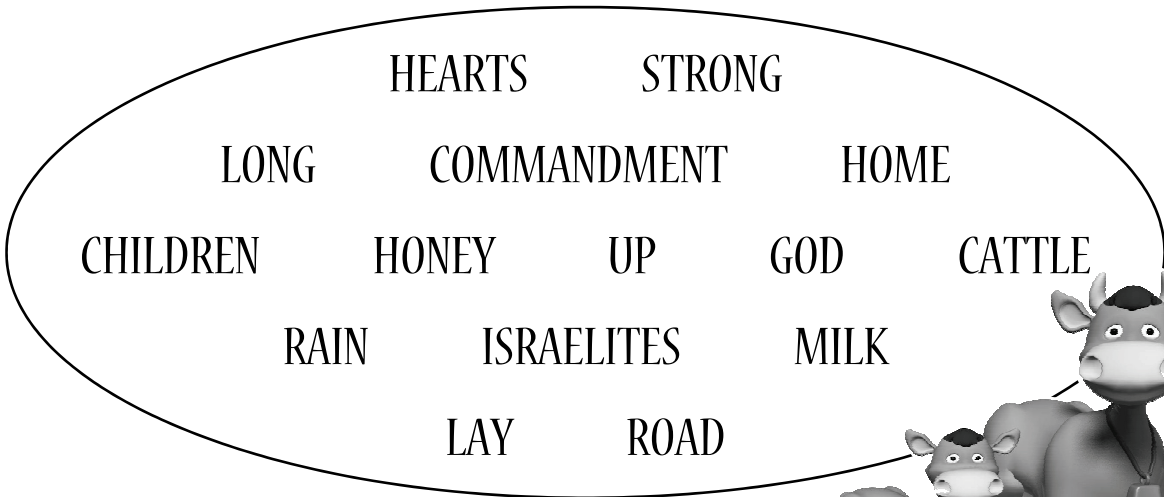
My Blessings



In addition to peace, God promised the Israelites many other wonderful things if they were obedient to Him and kept His commandments. Use the words in the word bank to fill in each of the blanks below. If you need help, look in Deuteronomy chapter 11.

God told the _____ that if they kept every _____ He gave them, they would be _____ and they would live a _____ time in the land God was giving them, a land flowing with _____ and _____. If the Israelites listened obediently to the Lord, He would give them _____ for their crops and grass for their _____.

_____ told the Israelites to put the words He gave them on their _____. He told them to teach His words to their _____, talking about them when they sat at _____, when they walked along the _____, when they _____ down, and when they got _____.



Read Isaiah 32:18 and copy the verse on the lines below.

Isaiah 32:18

God wants us to be at peace and rest. He wants our homes to be peaceful places where we can relax and be away from the bad things that are in the world. Circle each of the words below that help make a home peaceful. Draw an X over each of the words that keep a home from being a peaceful place. Sometimes we do things ourselves that disrupt the peace in our homes. Sometimes other people do wrong things that make our homes less peaceful. We are all sinners, so there are going to be difficult times and arguments and problems in every family. No matter what is going on around us, though, it is our job to try to do what is right and let the peace of God rule in our hearts as we walk in His ways and seek to please Him.

envy

love

patience

contentment

jealousy

hate

revenge

wickedness

harmony

dissatisfaction

righteousness



appreciation

bitterness

sin

kindness

joy

Lesson 4

The Lord's People

Read Psalm 29:11 and copy the verse on the lines below.

Psalm 29:11

Think about a peaceful time that you have had with your family in your home. Write a description of that time on the lines below. What was everyone doing? How did you feel? What are some of the things you appreciate about that peaceful time?



The Lord wants to give strength and peace to His people no matter where they live or what language they speak. The word *peace* is written below in several different languages. Copy each one on the line beside it as you try to say it out loud. Then fit each one into the puzzle. Begin by figuring out which word connects to the word *PEACE* that is already in the puzzle.

Choctaw: Achukma _____ Lithuanian: Taika _____


Estonian: Rahu _____ Norwegian: Fred _____

French: Paix _____ Slovak: Mier _____

German: Frieden _____ Spanish: Paz _____

Hopi: Sipala _____ Swahili: Amani _____


Latin: Pax _____ Welsh: Heddwch _____



Lesson 5

An Answered Prayer

Read the story about Hannah based on 1 Samuel chapter 1 below. Then complete the crossword puzzle and answer the questions on the next page.



Hannah was married to a man named Elkanah. Elkanah had another wife named Peninnah. Peninnah had children, but Hannah had none. Hannah wanted children very much. Peninnah was unkind to Hannah. This made Hannah very upset, but her husband Elkanah loved her and tried to make her happy.

Every year Elkanah and his family went to the town of Shiloh to worship God and make sacrifices at the tabernacle. One year when the family was in Shiloh, Hannah went to the tabernacle to pray by herself. She wept and asked God to give her a son. She promised God that if He would give her a son, she would give the son back to the Lord so that he could serve the Lord all his life.

At the tabernacle there was a priest named Eli who saw Hannah praying. Hannah told Eli that she was deeply troubled. She told him that she had been pouring out her soul to the Lord. Eli replied, "Go in peace, and may the God of Israel grant your request." After Hannah left, she wasn't sad any more.

God answered Hannah's prayer and He blessed her with a son. Hannah named her son Samuel. She kept her promise to the Lord and gave her son back to Him so that Samuel could serve the Lord all his life.


***Go in peace,
and may the God of Israel
grant your request.***

Down:

- 1. She wanted very much to have children.
- 3. She was unkind to Hannah.
- 5. Elkanah made these at the tabernacle in Shiloh.
- 7. He was a priest.
- 9. God answered Hannah's prayer and gave her a son whom she named this.

Across:

- 2. He was Hannah's husband.
- 4. Elkanah's family traveled to this place each year.
- 6. Hannah prayed that God would give her this.
- 8. After Hannah prayed, Eli told her to go in this.



1. Do you think Hannah left the temple in peace like Eli said? Why or why not?

2. How can praying give a person peace?

3. What is something you have prayed about that God has answered with a "yes"?

4. What is something you have prayed about that God has not yet answered with a "yes"?

5. How can you still have peace if God never answers this prayer with a "yes"?

Lesson 6

At Peace With God

Sometimes things go really well in our lives and it's easy to be at peace with God. At other times, when things are hard, it's easy to be angry with God and question why He would let such things happen to us. We must remember, though, that whether we are going through good times or bad, God is always faithful. We can always trust Him and be at peace with Him.

Answer the following questions about Job.



1. Read Job 1:1. What kind of a man was Job?

2. Read Job 1:2. How many children did Job have? _____

3. Satan didn't like to see how righteousness Job was. Satan thought that if bad things started happening to Job, Job would do what (see Job 1:11)?

4. God allowed Satan to bring trouble on Job as long as Satan didn't hurt Job himself. Almost all of Job's servants and livestock were murdered, stolen, or burned. What happened to Job's children (see Job 1:18-19)?

5. Read Job 1:22. What did Job not do that many people would have done in such hard times?

6. Satan thought that if something happened to Job physically, then he would surely curse God. God allowed Satan to bring physical hardship on Job as long as he didn't cause Job to die. What did Satan do to Job (see Job 2:7)?


7. Job's wife told Job to curse God and die. What did Job say in reply (see Job 2:10)?

Job certainly had a great deal of hardship. In the midst of all his troubles, though, he kept trusting God. He kept his peace with God. He let the peace that God supplies see him through some terribly difficult circumstances. We can do the same. No matter how bad things get, or how much hardship we endure, we should never “curse God” as Job’s wife wanted him to do. Instead we should trust God and rely on His mercy and peace.

God knows what is best for us. We need to trust Him and be at peace with what He gives us and what He doesn’t give us. We need to be at peace with Him when we’re happy and when we’re sad. The only way to have true peace is to realize that God is in control and to let Him have control of our lives.

Use the words in the word bank to fill in the blanks below.

The _____ cry,
and the _____ hears
and _____ them
out of all their _____.



The Lord is _____ to the



and _____ those who are
_____ in spirit.

Psalm 34:17-18

NEAR	RIGHTEOUS	LORD	CRUSHED
DELIVERS	TROUBLES	BROKENHEARTED	SAVES

Psalm 4 was written by David. David knew that he could lie down and sleep in peace because God kept him safe. We can do the same thing! We can lie down and sleep in peace because God is watching over us. Even though sometimes scary things happen, God is still in control. He knows that those frightening things are happening, and He will give us His peace if we will accept it from Him.

Below are some of the teachings from Psalm 4. Find each of the underlined words in the puzzle. The words are hidden up and down, across, and diagonally.


The Lord hears when we call to Him.

I can trust in the Lord.

The Lord puts gladness in my heart.

I can lie down and sleep in peace.

The Lord makes me live in safety.



Lesson 8


A Peaceful Future

Read Psalm 37:35-38 and copy verse 37 on the lines below.

Psalm 37:37

Wicked people might look like they are comfortable and have nothing to worry about, but their comfort isn't going to last. Blameless and upright people, however, have a lot to look forward to! There is a bright future for people of peace. A righteous person who seeks peace will have peace on this earth and can look forward to an eternity of peace in heaven. When righteous people train their children to be followers of God, and then those children grow up and train their children to follow God, it is truly a beautiful thing. Do you think you might be a mother or father one day? If God blesses you with children in the future, decide now that you are going to train them to follow God and help give your family a future of peace.

Draw a picture of yourself, your parents, and your grandparents in the frame below. As you draw, think about things your family has taught you about God.



The salvation of the righteous is from the Lord; He is their strength in time of trouble.

The Lord helps them and delivers them;

He delivers them from the wicked and saves them, because they take refuge in Him.

Psalm 37:39-40

Look up each of the passages below. Draw a line from each one to the righteous and upright person described there on the right.

1. Genesis 6:9



● John

2. 2 Chronicles 15:17



● Simeon

3. Matthew 1:19



● Joseph

4. Mark 6:20



● Asa

5. Luke 1:5-6



● Noah

6. Luke 2:25



● Cornelius

7. Acts 10:22



● Elizabeth



Lesson 9

Loving God's Law

Psalm 119 is about the law of God. The psalmist loves God's law and likes to think about it night and day. He has a deep respect for the law God gave. He knows that loving God's law gives him peace. Read Psalm 119:165 and copy the verse on the lines below.

Psalm 119:165

1. Who is a person in the Bible whom you particularly admire? _____

2. What are some of the things you admire about this person?

3. What is a book of the Bible that you particularly enjoy reading? _____

4. Write one of your favorite Bible verses on the lines below.



On each blank below, complete the verse from Psalm 119 by drawing the correct image from the images on the right.


Verse 11

Your word I have treasured in my _____,
that I might not sin against you.




Verse 35

Make me walk in the _____ of your commandments,
for I delight in it.




Verse 62

At _____ I shall rise to give thanks to You
because of Your righteous ordinances.



Verse 103

How sweet are Your words to my taste!
Yes, sweeter than _____ to my mouth!




Verse 105

Your word is a _____ to my feet
and a light to my path.




Verse 114

You are my hiding place and my _____;
I wait for Your word.



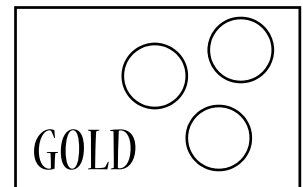
Verse 127

Therefore I love Your commandments
above _____, yes above fine _____.



Verse 176

I have gone astray like a lost _____;
seek Your servant, for I do not forget Your commandments.



Lesson 10

Peace From Obedience

Read Proverbs 3:1-8. Use the words in the word bank on the next page to fill in the blanks below.

My son, do not forget my E _____ ,
but let your heart keep my _____ N _____ ;
for length of days and years of _____ E
and _____ A _____ they will add to you.

Do not let kindness and _____ T _____ leave you;

bind them around your _____ K _____ ,

write them on the tablet of your _____ R _____ .

So you will find _____ V _____ and good repute

in the sight of _____ D _____ and _____ M _____ .

_____ S _____ in the Lord with all your heart

and do not lean on your own _____ N _____ .

In all your _____ Y _____ acknowledge Him,

and He will make your _____ S _____ straight.


Do not be _____ I _____ in your own eyes;

fear the _____ O _____ and turn away from _____ V _____ .

It will be healing to your body



and refreshment to your _____ S _____ .

Proverbs 3:1-8



Fit each of the words in the word bank into the puzzle. Begin with the words that connect to the words *commandments* and *paths*.

BONES	TRUST	PEACE
WAYS	LIFE	EVIL
TEACHING	PATHS	FAVOR
GOD	COMMANDMENTS	MAN
LORD	HEART	WISE
TRUTH	UNDERSTANDING	NECK



List five things your parents have taught you that help make your home a more peaceful place.

1. _____
2. _____
3. _____
4. _____
5. _____

Lesson 11

Joy

Read Proverbs 12:20 and copy the verse on the lines below.

Proverbs 12:20

Joy is a deeper emotion than happiness. A good meal or a new toy might bring happiness, but having a family to love and being a child of God and walking with Jesus bring joy.

Read Proverbs 12:20 again. There is a big difference between evil and peace. They definitely do not go hand in hand! Why do you think peaceful people have joy?

Write down five things that give you joy.

1. _____

2. _____

3. _____

4. _____

5. _____



Look up each verse below. Draw a line from each one to the message from that verse on the right. One way to have joy is to be a person of peace.



1. Psalm 5:11 ●

● A. Weeping may last for a night, but joy comes in the morning!

2. Psalm 16:11 ●

● B. God is our joy!

3. Psalm 30:5 ●

● C. Let us shout joyfully to the rock of our salvation!

4. Psalm 43:4 ●

● D. Let the Godly people sing for joy on their beds!

5. Psalm 51:12 ●

● E. Let people who take refuge in God be glad and sing for joy!

6. Psalm 67:4 ●

● F. Let the nations be glad and sing for joy!

7. Psalm 95:1 ●


● G. In God's presence there is joy!

8. Psalm 149:5 ●

● H. Restore to me the joy of Your salvation!

Jake and Florence DeShazer

a true story



Jake DeShazer served in the U.S. military during World War II. After the Japanese attacked Pearl Harbor in 1941, Jake and other soldiers were sent on a mission to attack Japan. Jake was captured by the Japanese and spent 40 months in prison. He was treated very badly and he grew to hate the Japanese.

After he was in prison for two years, a fellow prisoner reminded Jake that God is in control. Jake managed to get a copy of the Bible and he read it through three times in three weeks. He decided to let God take control of his life. Even in the midst of his suffering, Jake's heart was filled with joy.

After the war was over and Jake was released from prison, he came back to the United States where he met and married a woman named Florence. Jake and Florence wanted to share the good news of Jesus with others. They decided to become missionaries in Japan among the very people who had treated Jake so badly and whom Jake had formerly hated so bitterly.

The DeShazers served God in Japan for about thirty years. They planted twenty-three churches. One of the churches was in a city that Jake had bombed when he was a pilot during World War II. A Japanese man named Mitsuo Fuchida came to believe in Jesus after reading a tract that Jake had written. Fuchida had been the lead pilot in the Japanese attack on Pearl Harbor.

Jake and Florence DeShazer learned not to hold grudges against the people who had hurt them. They knew that everyone needs Jesus.

1. How long was Jake in a Japanese prison? _____

2. Before Jake gave his life to Jesus, what was his attitude toward the Japanese?

3. Where did Jake and his wife Florence decide to share the Gospel? _____

4. How did Jake have an influence in the life of the lead pilot in the Pearl Harbor attack?

5. How long did the DeShazers serve God in Japan? _____

***Love your enemies,
do good to those who hate you,
bless those who curse you,
pray for those who mistreat you.***

Luke 6:27-28

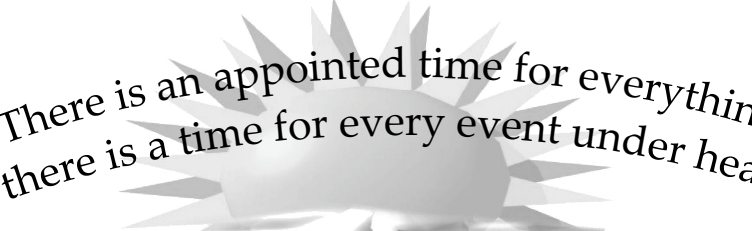
Lesson 13

A Time for Peace

God loves to shower us with pleasant blessings. He also knows we need to be disciplined and corrected. God protects us from all kinds of things. He also allows other things to happen that are hard, but are for our own good.

In Ecclesiastes 3:1-8, Solomon wrote about different things that happen in our lives. Some of the things are nice and some of them are hard. Some bring joy and some bring sorrow. Romans 8:28 assures us that God makes everything work together for good for the people who love God and are called according to His purpose.

Read Ecclesiastes 3:1-8 below. Draw small pictures in the blank areas beside the words to illustrate the passage. When you are finished, answer the questions on the next page.



*There is an appointed time for everything,
and there is a time for every event under heaven—*

A time to give birth and a time to die;
a time to plant and a time to uproot what is planted.
A time to kill and a time to heal;
a time to tear down and a time to build up.
A time to weep and a time to laugh;
a time to mourn and a time to dance.
A time to throw stones and a time to gather stones;
a time to embrace and a time to shun embracing.
A time to search and a time to give up as lost;
a time to keep and a time to throw away.
A time to tear apart and a time to sew together;
a time to be silent and a time to speak.
A time to love and a time to hate;
a time for war and a time for peace.

When were you born?



Has someone you loved ever died? Who was it?

What makes you cry?

What makes you laugh?

What is something you have lost?

What is something special you want to keep for a long time?



What is something you have thrown away?



When is a time you were silent?

What do you like to talk about?

What is a sin that you hate?

Who is someone you love?



Who is someone you know who is or was in the military?



What is a peaceful time you remember?

Lesson 14

Perfect Peace

Read Isaiah 26:3-4. If we trust in God, He will give us perfect peace. Not just a little bit of peace! Not just a sort of peace! Perfect peace! We can trust in God forever. It is safe to trust in God because He is never going to change. He is always going to love us. He always wants what is best for the people who love Him. He is as strong and sure as a rock.

Find each of the underlined words from the verses below in the puzzle. The words are hidden up and down, across, and diagonally.

THE STEADFAST OF MIND YOU WILL KEEP IN PERFECT PEACE,
 BECAUSE HE TRUSTS IN YOU.
 TRUST IN THE LORD FOREVER,
 FOR IN GOD THE LORD, WE HAVE AN EVERLASTING ROCK.

ISAIAH 26:3-4



G	F	T	G	H	N	B	O	L	M	K	P	Y	T
H	O	H	K	E	E	P	G	R	I	F	G	E	H
U	R	N	F	T	Y	H	J	K	N	G	T	V	J
J	E	S	F	B	V	N	M	J	D	J	K	E	G
K	V	U	T	P	F	N	H	J	K	L	O	R	N
O	E	H	B	E	D	T	R	U	S	T	S	L	T
L	R	B	A	R	A	Y	A	F	G	R	H	A	E
P	D	F	B	F	C	D	L	R	A	O	N	S	R
E	E	Y	N	E	T	E	F	M	E	C	J	T	D
A	F	A	W	C	N	C	O	A	V	K	U	I	F
S	T	M	C	T	N	A	R	B	S	V	K	N	S
F	G	U	R	E	C	B	V	N	M	T	L	G	V

In 1875 a man named Edward Bickersteth Jr. heard a sermon based on Isaiah 26:3. The sermon inspired him to write a poem called "Peace, Perfect Peace." Read the words of this poem below. The poem asks questions about how we can have peace in a dark world of sin. Notice how each question is answered with Jesus. On a separate piece of paper, work on your own poem about peace. When you are finished, write the name of your poem, your name, and the year at the top of the empty frame on this page, followed by the words of your poem.

Peace, Perfect Peace
Edward Bickersteth Jr., 1875



Peace, perfect peace, in this dark world of sin?
The blood of Jesus whispers peace within.



Peace, perfect peace, by thronging duties pressed?
To do the will of Jesus, this is rest.



Peace, perfect peace, with sorrows surging round?
On Jesus' bosom naught but calm is found.



Peace, perfect peace, with loved ones far away?
In Jesus' keeping we are safe, and they.



Peace, perfect peace, our future all unknown?
Jesus we know, and He is on the throne.



Peace, perfect peace, death shadowing us and ours?
Jesus has vanquished death and all its powers.

It is enough: earth's struggles soon shall cease,
And Jesus call us to heaven's perfect peace.

A large empty rectangular frame for writing a student's own poem.


Lesson 15

Abundance of Peace


When God brought the Israelites out of Egypt and into the Promised Land, He wanted to bless them and make their lives full of peace and joy and good things. The Israelites turned away from God, however, and started living in sin and worshipping the false gods of the people around them. God punished them, but He promised that if they returned to Him He would bless them all over again.


There is a beautiful description in Jeremiah 33 of how wonderful God wanted life to be for the Israelites. Use the secret code to see what God told them in verses 9-11.

God said He would bring Israel

_____ and _____


and show them an abundance of

_____ and _____


God said He would cleanse them from their _____


and they would be to Him a name of

_____, _____, and _____


God said He would give Israel so much _____ and _____


that it would make other nations afraid.

A = ■	C = ○	D = ▲	E = ☆	G = ↷	H = ●	I = ▯▯	J = ▽	L = ☉
-------	-------	-------	-------	-------	-------	--------	-------	-------




N = ↑	O = ▽	P = ♀	R = M	S = □	T = ☾	U = J	Y = ♥
-------	-------	-------	-------	-------	-------	-------	-------

Fit each of the underlined words into the puzzle. Begin with the words that connect to the word *abundance*.

GOD SAID THAT IN ISRAEL WOULD BE HEARD AGAIN :

THE VOICE OF JOY AND THE VOICE OF GLADNESS,
THE VOICE OF THE BRIDEGROOM AND THE VOICE OF THE BRIDE,
THE VOICE OF THOSE WHO SAY,
"GIVE THANKS TO THE LORD OF HOSTS,
FOR THE LORD IS GOOD,
FOR HIS LOVINGKINDNESS IS EVERLASTING."

Jeremiah 33:11



Lesson 16

Prince of Peace

In the Old Testament, God promised the Israelites that one day He would send them a Savior. Some of the prophets talked about this One who was to come. Isaiah was one of the men who spoke about Jesus hundreds of years before Jesus was born.

Use the words in the word bank at the bottom of the page to fill in the blanks.

In Isaiah 9:2 and 6, Isaiah prophesied that:

The people who walk in _____

will see a great _____;

those who live in a _____ land,

the light will _____ on them.

For a _____ will be born to us,

a _____ will be given to us;

and the _____

will rest on His _____.

SHINE SON DARK
CHILD GOVERNMENT LIGHT
SHOULDERS DARKNESS

Read Isaiah 9:6. In each of the rectangle frames below, write one of the names Isaiah says in this verse that Jesus will be called (if the Bible translation you are using gives five names, write two of the names in the same box). Draw a picture of a beautiful crown in the oval frame.

His name will be called

Four decorative rectangular frames with curved ends, arranged in two rows of two, for writing names.

A large central oval frame for drawing a crown.

Read Isaiah 9:2-7. What does it mean that Jesus is the Prince of Peace? How is Jesus Prince of Peace in your life? Write some of your thoughts below.


Lesson 17

Path of Peace

Read about John the Baptist below and then complete the crossword puzzle on the next page. The story of John the Baptist's birth is found in the first chapter of Luke.

Zechariah and Elizabeth were an elderly couple who had no children. God chose this couple to be the parents of John, the baby who would grow up to prepare the way for Jesus by telling others that He was coming.

After John the Baptist was born, his father Zechariah prophesied about who John would be and what he would do when he grew up. Zechariah said that John would be called the prophet of the Most High. John would go before Jesus to prepare the way for Him. John would give the people the knowledge of salvation through the forgiveness of their sins because of the tender mercy of God. Through God's mercy, the Sunrise (meaning Jesus) would shine from on high on those living in darkness and in the shadow of death to guide their feet into the path of peace.




Down:

- 1. He was John's father.
- 3. When John grew up, He would be called this of the Most High.
- 5. John would give the people the knowledge of this.
- 7. Through God's mercy, this would shine from on high.
- 9. The Sunrise would guide the feet of the people into the path of this.

Across:

- 2. She was John's mother.
- 4. John would prepare the way for this man.
- 6. The Sunrise would shine on those living in this.
- 8. The Sunrise would shine on those in the shadow of this.



Read John 1:26-30 and copy verse 29 on the lines below.

John 1:29

Lesson 18


Peace On Earth

When the time finally came for the “Wonderful Counselor” and the “Prince of Peace” to be in the world, God sent Jesus. The Jews who were waiting for the great Messiah to come were not expecting a newborn baby, but God had everything planned out. Jesus came into the world just the way God wanted Him to.

Read Luke 2:1-20 and copy verse 14 on the lines below.


Luke 2:14

Imagine that you are one of the shepherds in the field when the angels arrive to announce Jesus’ birth. In the space below, either write a description of your thoughts and emotions or draw a picture of yourself as you listen to the angels.



Draw a line from each question on the left to its correct answer on the right.

- | | | |
|---|---|------------------------|
| 1. Who issued a decree that a census be taken? | ● | ● A. Mary |
| 2. What town did Joseph leave to go and register? | ● | ● B. Caesar Augustus |
| 3. To what town did Joseph go to register? | ● | ● C. Angel of the Lord |
| 4. Who said, "Do not be afraid"? | ● | ● D. Heavenly Host |
| 5. Who said, "Glory to God and peace on earth . . ."? | ● | ● E. Nazareth |
| 6. Who treasured all these things in her heart? | ● | ● F. David |
| 7. Who glorified God for all they had heard and seen? | ● | ● G. Bethlehem |
| 8. Bethlehem is called the city of whom? | ● | ● H. Shepherds |



Lesson 19

Peacemakers

When Jesus grew up, He taught people how to live in a way that pleased God. Read Matthew 5:1-10. Use the word bank to complete each of the sentences below.

Blessed are the poor in _____, for theirs is the kingdom of heaven.

Blessed are those who _____, for they shall be comforted.

Blessed are the gentle, for they shall inherit the _____.

Blessed are those who hunger and thirst for
_____, for they shall be satisfied.

Blessed are the merciful, for they shall receive _____.

Blessed are the pure in heart, for they shall _____ God.

Blessed are the _____,

for they shall be called sons of God.

Blessed are those who have been persecuted for the sake of righteousness,

for theirs is the kingdom of _____.

EARTH	PEACEMAKERS	SPIRIT	MOURN
MERCY	HEAVEN	RIGHTEOUSNESS	SEE


A peacemaker is someone who tries to make peace. A peacemaker works hard to keep things peaceful, especially when there is a problem. A peacemaker is more interested in helping things stay peaceful than in getting what he or she wants.

Problems are going to come around in anyone’s life, but each problem can be handled in a good way or a bad way. Read each of the situations below and answer each question about how the person involved can handle the problem well and be a peacemaker.

1. Jill is playing with some of her friends at a Fourth of July picnic. Everyone agrees to play freeze tag. Jill, Sarah, and Philip all want to be “It” first. Sarah claims that she asked to be “It” first, but Philip says that Sarah always gets to be first. How can Jill be a peacemaker?

2. Sam, Kyle, and Mason have been friends since they were four, but for a month Sam and Kyle haven’t been speaking to each other. Sam thinks that Kyle stole his new football, but Kyle says that isn’t true. Mason believes that Kyle is telling the truth. He wants the three of them to all be friends again like they used to be. How can Mason be a peacemaker?

3. Bryan is babysitting his younger brother and sister. Greg is seeing how high he can stack the blocks when Pamela runs into the living room, trips on the rug, and accidentally knocks over Greg’s tower. Greg is furious. Pamela is upset with Greg for being mad at her when it was an accident. How can Bryan be a peacemaker?



Lesson 20

Go In Peace

As Jesus went about His ministry on earth, He loved, blessed, and helped the people He encountered. He wanted them to be well and strong in their bodies and in their spirits. He wanted them to have peace in their lives. Read the following story that is recorded in Mark 5. Then complete the crossword puzzle on the next page.

One day as Jesus was walking along among a crowd of people, a woman came up behind him. The woman had been ill for twelve years. She had sought help from many doctors and had spent all her money trying to get well, but instead she had grown worse. She believed that Jesus had the power to heal her. She believed that if she could just touch the hem of His clothes she would be made well. The woman came up behind Jesus, reached out and touched His clothes, and instantly knew that she had been healed!

Jesus could tell that power had gone out from Him, so He turned around and asked who had touched His clothes. Jesus' disciples couldn't understand this question because there were so many people crowding against Jesus that of course someone had touched Him. But Jesus knew that someone had touched Him in a different way. The woman who had been ill was afraid and came to Jesus trembling. She told Him the whole story.

Jesus' reply to the woman is found in Mark 5:34. Read this verse and copy it on the lines below.

Mark 5:34

Down:

- 1. The woman had been ill _____ years.
- 3. The woman had sought help from many _____ .
- 5. The woman believed that all she had to do to be well was touch Jesus' _____ .
- 7. When the woman touched Jesus, Jesus could tell that _____ had gone out from Him.
- 9. Jesus said that the woman's _____ had made her well.

Across:

- 2. After seeing many doctors and spending all her money, the woman became _____ .
- 4. The woman believed that _____ had the power to heal her.
- 6. When the woman touched Jesus' clothes, she was _____ .
- 8. Jesus told the woman to go in _____ .



				1.					5.					
			7.											
		2.									9.			
									6.					3.
8.														
				4.										

On another occasion, a woman who had lived a sinful life came to Jesus and anointed His feet with oil. She washed His feet with her tears and wiped His feet with her hair. Other people were watching, and they didn't think Jesus should be letting such a sinful woman touch Him; but Jesus knew the woman's heart. Read the ending of this story in Luke 7:44-50 and copy verse 50 on the lines below.

Luke 7:50

Lesson 21

Salty People

Jesus said that we need to be salty and be at peace with each other. We need to be salty? That's right! The right amount of salt makes things taste good. It makes yummy things even yummiier! Salt is one of the ingredients in chocolate chip cookies because a little salt makes sweet things taste sweeter. We need to live in such a way that we make the lives of the people around us even better. One way that we can be salty is by being peaceful—having peace in ourselves and being at peace with others.

Read Mark 9:50 and copy the verse on the lines below.

Mark 9:50

Jesus talked about us being salty another time. Read Matthew 5:13-16 and copy verse 13 on the lines below.

Matthew 5:13

Jesus wants us to be salty. That means He wants us to be a good influence on the people around us and make life better for them. He wants us to bring them joy. He wants us to do them good, not harm. He wants us to show them that He is Lord of our lives.

Be specific as you answer the questions on the next page and think hard about how you can be a salty person.

1. How can you be salty to your parents?

2. How can you be salty to your siblings? If you don't have any siblings, how can you be salty to your relatives?

3. How can you be salty to people you see at the grocery store?

4. How can you be salty when you are with your friends?

5. How can you be salty in your church?



Lesson 22

Peace Be With You

After Jesus died on the cross, was buried, and miraculously came back to life, He appeared several times to His followers before He went back to heaven. The story told below is found in John 20. After you have read it, answer the questions on the next page.




On the evening after Jesus' resurrection from the dead, his disciples were gathered together. They were afraid that the Jews who had put Jesus to death might do something to hurt them, too. The doors were shut, but suddenly Jesus Himself appeared in the midst of the disciples and said, "Peace be with you." Imagine how astonished they must have been! Three days ago Jesus had been killed, and here He was standing in the same room with them! Jesus showed His disciples the marks in His hands and on His side where He had been crucified. The disciples rejoiced when they realized that it really was Jesus and that He really had come back to life. Jesus said to them again, "Peace be with you." He also said, "As the Father has sent me, I also send you." Then Jesus breathed on them and said, "Receive the Holy Spirit." The disciples had an important job to do. After Jesus went back to heaven, they were to carry the Gospel to the world.

Thomas, one of the disciples, wasn't with the others when Jesus appeared to them. The other disciples told Thomas about Jesus' appearance, but Thomas didn't believe them. He said he would not believe unless he saw the nail marks in Jesus' hands, put his finger in the marks, and put his hand in Jesus' side.


Eight days later, the disciples were again gathered together. This time Thomas was with them. Again the doors were shut and Jesus appeared in their midst. Again He said, "Peace be with you." Jesus showed Thomas His hands and His side and told him to stop doubting and believe. Thomas replied, "My Lord and my God!" Jesus said to Thomas, "You believe because you have seen Me. Blessed are those who believe without seeing Me."

We who follow Jesus today believe in Him even though we have never seen Him because we have faith that the Bible is true. Jesus wanted His disciples who walked and talked with Him to have peace and not be afraid and know that they could trust Him. He wants the same for us.



1. Jesus' disciples were afraid of whom?

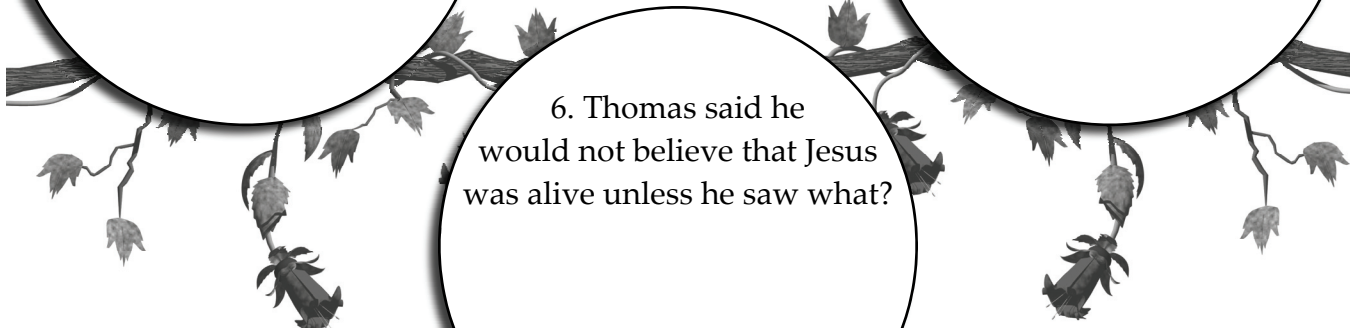
2. What did Jesus say first when He appeared to the disciples?



3. What did Jesus show the disciples when He appeared to them?

4. What did Jesus give the disciples when He breathed on them?

5. Which disciple was not present the first time Jesus appeared to the group?



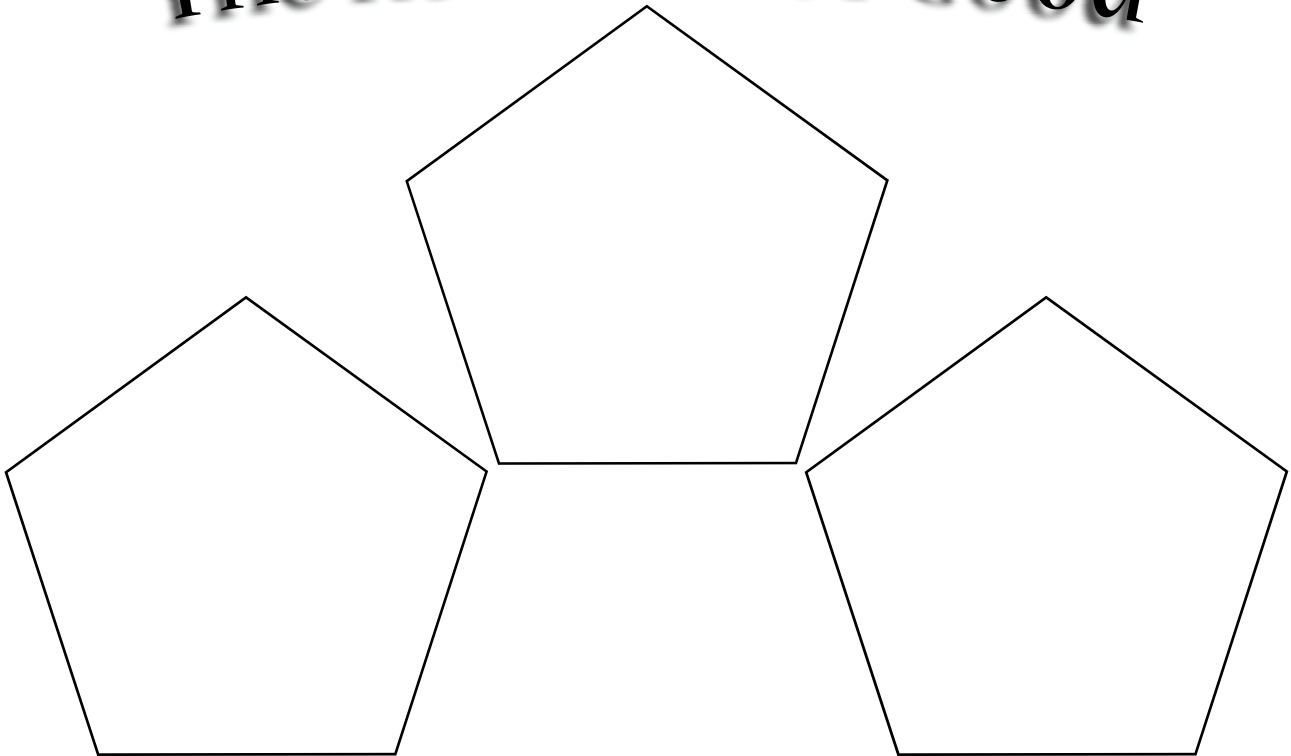
6. Thomas said he would not believe that Jesus was alive unless he saw what?

7. What did Jesus say first when He appeared to His disciples the second time?

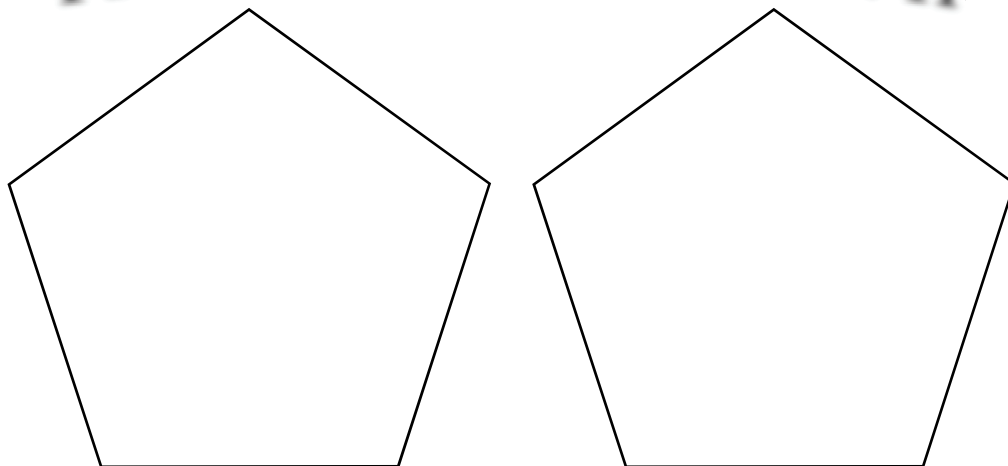
8. Jesus said that the people who believe in Him without what are blessed?

Referring to the puzzle you just completed, use a bright crayon or colored pencil to write the three words that are the rewards of good in the top three shapes. Use black to write the two words that are the rewards of evil in the bottom two shapes. Color in the area behind the bottom shapes with black or grey. Color in the area behind the top shapes with one or more bright colors. Or, if you would like, draw a beautiful scene behind the shapes. You could draw a sky, a rainbow, flowers, or anything beautiful you can think of!

The Rewards of Good



The Rewards of Evil



Lesson 24

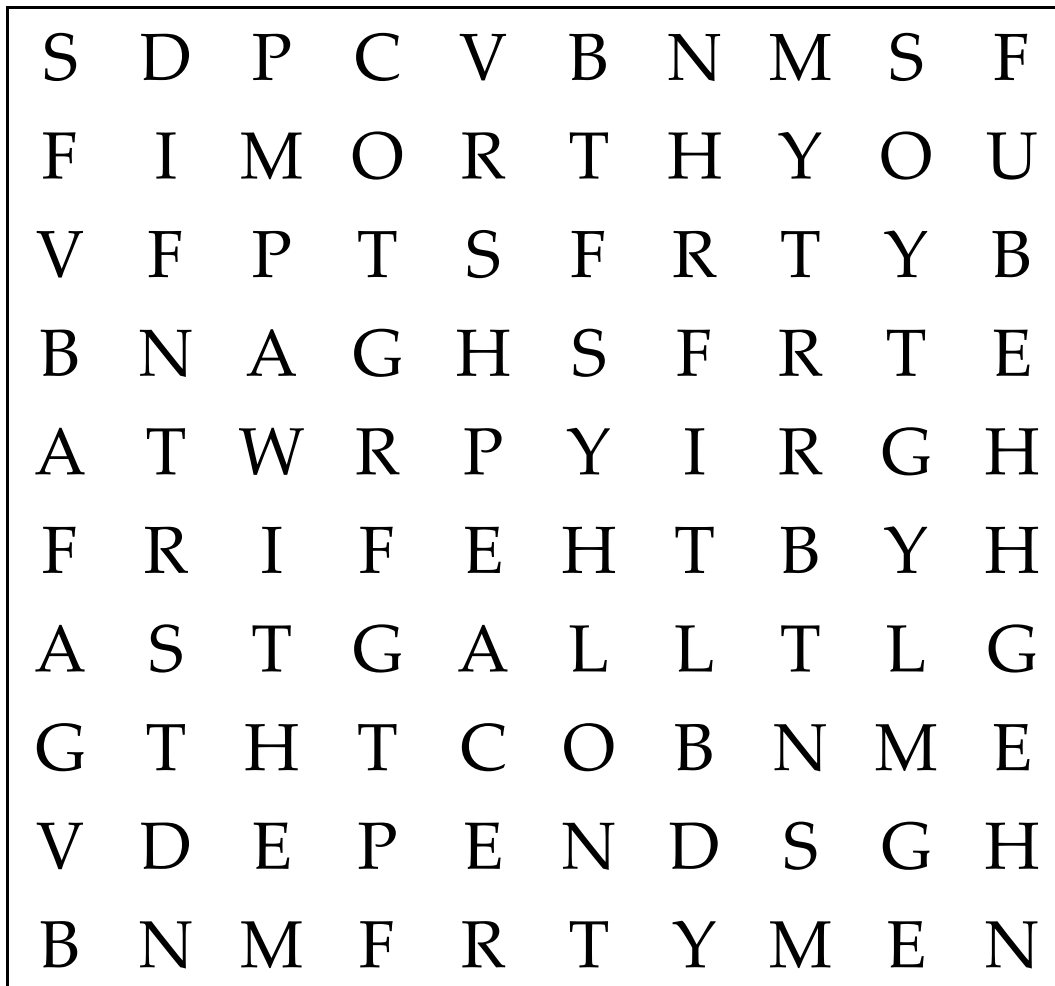
At Peace With All Men

Find each of the words from Romans 12:18 in the puzzle below. The words are hidden up and down, across, and diagonally.



*If possible, so far as it
depends on you,
be at peace with all men.*

Romans 12:18




Lesson 25

Peace In Believing

Read Romans 15:13 and copy the verse on the lines below.

Romans 15:13

Believing in Jesus brings peace. Think about a peaceful time you remember when you were a small child at church, having a family devotional, praying with one of your parents, singing to God, or doing something else that showed your belief in Jesus. In the frame below, illustrate and/or write a description of this memory. If you were not a believer in Jesus until you were older, think about one of the first experiences you had doing one of these things.



Look up each passage on the left and draw a line to the person on the right who is described there as believing in Jesus.

1. Mark 9:17-24 ●

● A. Martha

2. John 1:49-50 ●

● B. Jesus' disciples

3. John 9:1, 35-38 ●

● C. father of a demon-possessed boy

4. John 11:21-27 ●

● D. a jailer

5. John 16:29-30 ●

● E. Nathanael

6. Acts 16:27-34 ●

● F. a man who was born blind

Why do you believe in Jesus? Why do you believe that He is real and that He is the Son of God? Write some of your thoughts on the lines below.




Lesson 26

Our Peace

In the time of the New Testament, many people thought that Jews and Gentiles were very different from each other (a Gentile is anyone who is not a Jew). They thought the two groups should stay separate. Many of the Jews thought that they were the only ones who deserved good things from God. It is true that the Jews were God's chosen people, but when Jesus came to earth, He came to save everyone—Jews and Gentiles alike. The paragraph below is based on Ephesians, which tells how Jesus brought peace between Jews and Gentiles who believed in Him.

Ephesians is a letter written by Paul to a group of Gentile Christians. In the letter, Paul compared the Christians' old life before they knew Jesus to their new life after they became believers. Paul told them that in the past, when they walked according to the ways of the world, they were dead in their sin. But when the Gentiles turned to Jesus, God who is rich in mercy and has great love for people made them alive in Christ. He did the same for the Jews who believed in Jesus. Paul wrote that the Gentiles, who used to be far away from God, had now been brought near by the blood of Jesus. "For He Himself is our peace," Paul wrote, "who made both groups into one and broke down the barrier of the dividing wall." Jews and Gentiles had been made one through the cross. Christ had come

and preached peace to those who were near to God and to those who were far away. Now both Jews and Gentiles could have access to God in one Spirit. Gentiles weren't separate anymore; the Gentiles who believed were a part of God's household just like the Jewish believers.




Down:

- 1. Who wrote the letter to the Ephesians?
- 3. Before the Ephesians became Christians, they were dead in _____ .
- 5. According to Paul's letter, who is rich in mercy?
- 7. Paul wrote, "For He Himself is our _____ .
- 9. Gentile Christians are now a part of God's _____ .

Across:

- 2. Jews and Gentiles are made one through the _____ .
- 4. Paul wrote that God has great _____ for people.
- 6. Paul wrote that Jesus had broken down the barrier of the dividing _____ .
- 8. The Gentiles are brought near by Jesus' _____ .
- 10. Jews and Gentiles now have access to God in one _____ .




Lesson 27

Fruit of the Spirit

Galatians 5:22-25 tells us that if we are going to live by the Spirit, we need to walk by the Spirit. If we walk by the Spirit, we will produce the fruit of the Spirit. An apple tree produces apples. A grapevine produces grapes. A raspberry bush produces raspberries. A Christian who walks by the Spirit produces:

LOVE	JOY	PEACE
PATIENCE	KINDNESS	GOODNESS
FAITHFULNESS	GENTLENESS	SELF-CONTROL



Create a word search using each of the words in the frame above. Write each word in the puzzle and fill in all of the empty squares with other letters. You may leave out the hyphen in the word *self-control*. Ask someone in your family to find and circle all the words in your puzzle.

Look at each of these words that describe the fruit or evidence of the Spirit. For each trait, think of one person you know who bears that particular fruit in a special way in his or her life. Write that person's name in the frame with the word. What person do you know who is especially patient? Who is particularly joyful? Who has a peaceful spirit even when times are difficult? As you think about these people you know, think about how you can be more like them as you bear the fruit of the Spirit in your life.

JOY

LOVE

PEACE

PATIENCE

KINDNESS

GOODNESS

FAITHFULNESS

GENTLENESS

SELF-CONTROL

Lesson 28

Peaceful Fruit

Read Hebrews 12:7-11 and copy verse 11 on the lines below.

Hebrews 12:11

1. Why do your parents discipline you?

2. How did your parents discipline you when you were a very small child?

3. How do your parents discipline you now?

4. What are some of the ways God disciplines His children?

5. According to Hebrews 12:11, what is the result of discipline?

Use the secret code to complete these thoughts about discipline from Proverbs.

Reproofs for discipline are the

_____ of _____ (Proverbs 6:23).
 Σ ■ ♥ ☉ || ⚙ ☆

Whoever loves discipline loves

_____ (Proverbs 12:1).
 + ↑ ▽ Σ ☉ ☆ ▲ ↗ ☆

_____ and _____ will come to him who neglects discipline (Proverbs 13:18).
 ♾ ▽ ▶ ☆ ♯ ☾ ♥ □ ○ ■ / ☆

Listen to _____ and accept discipline
 ○ ▽ ☾ ↑ □ ☆ ☉

that you may be _____ the rest of your days (Proverbs 19:20).
 Σ || □ ☆

A = ■	C = ○	D = ▲	E = ☆	F = ⚙	G = ↗	H = ○
-------	-------	-------	-------	-------	-------	-------

I =	K = +	L = ☉	M = /	N = ↑	O = ▽	P = ♾
-----	-------	-------	-------	-------	-------	-------

R = ♯	S = □	T = ☾	U = ☾
-------	-------	-------	-------

V = ▶	W = Σ	Y = ♥
-------	-------	-------



Lesson 29

The Peace of Christ

Use the words in the word bank at the bottom of the opposite page to fill in the blanks in the passage below. When you are finished, read the story about Mrs. Watkins. On the blank lines at the end of the story, write what you imagine Mrs. Watkins replies to Ellen's question.

So, as those who have been chosen of God,
____ O ____ and ____ L _____ ,
put on a heart of ____ M _____ ,
kindness, ____ U _____ ,
____ N _____ , and patience;
bearing with one another and
____ G _____ each other,
whoever has a complaint against anyone;
just as the Lord forgave you, so also should you.
Beyond all these things put on ____ V ____ ,
which is the ____ F _____ bond of unity.
Let the ____ A _____ of Christ rule in your hearts,
to which indeed you were called in one ____ D ____ ;
and be ____ K _____ .

Colossians 3:12-15

Michael and Ellen Grey live down the street from an elderly woman named Mrs. Watkins. Every Tuesday morning, Michael and Ellen visit their neighbor. Michael and Ellen's parents want their children to spend time with Mrs. Watkins because they know what a special woman she is.

Mrs. Watkins got married when she was twenty-one years old. Her husband died two years later, the day after their baby boy's first birthday. When her only son was twenty years old, he died in a car accident. Mrs. Watkins has plenty of reasons to be sad and depressed, but she is one of the most cheerful people the Grey family knows. She has never had much money, but has had to scrimp and save all her life just to get by. She is generous with her time and what little money she has, though, and is always eager to help others who have less than she does.



One day when Michael and Ellen were visiting Mrs. Watkins, Ellen noticed an engraved plaque which she had never noticed before hanging in the hall. On it were written the words of Colossians 3:15: *Let the peace of Christ rule in your hearts, to which indeed you were called in one body, and be thankful.* Mrs. Watkins saw Ellen looking at the plaque.

"My niece gave me that for Mother's Day," Mrs. Watkins said. "She is always good to remember me on Mother's Day since my son died."

"I can see why she gave it to you," Ellen said, "because it describes you so well. Mrs. Watkins, how can I let the peace of Christ rule in my heart like you do?"

COMPASSION GENTLENESS
LOVE FORGIVING BODY
THANKFUL PERFECT HUMILITY
HOLY PEACE BELOVED

Lesson 30

Peace I Leave You

Read John 14:25-27 and copy verse 27 on the lines below.

John 14:27

When Jesus spoke the words you just read, He was speaking to His disciples shortly before He was crucified. Jesus knew what was about to happen, and He knew how troubling it would be for His disciples. He wanted them to know that they could trust Him and that they could trust God. He didn't want them to be troubled or afraid. He wanted them to have peace. He wants the same for us today.

Above each letter in the puzzle below, write the letter that comes next in the alphabet. For example, B comes after A, C comes after B, etc. Use the letter A as the letter that comes after Z. The first two are done for you.

Jesus told His disciples:

D O
C N

M N S

K D S

X N T Q


G D Z Q S

A D

S Q N T A K D C

John 14:1

A B C D E F G H I J K L M N O P Q R S T U V W X Y Z



Read each verse on the left from John chapter 14. Draw a line from each one to the phrase on the right that matches what Jesus said there.

- | | |
|---------------|---|
| 1. Verse 2 ● | ● A. If you love Me, you will keep My commandments. |
| 2. Verse 3 ● | ● B. Peace I leave with you. |
| 3. Verse 6 ● | ● C. I am going to My Father's house to prepare a place for you. |
| 4. Verse 15 ● | ● D. I am the way, and the truth, and the life. |
| 5. Verse 18 ● | ● E. I will not leave you as orphans. |
| 6. Verse 27 ● | ● F. I am going to come back for you so that you can be with Me in My Father's House. |

1. Imagine that you are one of Jesus' followers. Jesus has just gone back to heaven. You are afraid of the future and wonder what is going to happen to you. You wonder if the Romans are going to crucify you like they crucified Jesus. Suddenly you remember the words Jesus spoke to you just a few weeks before. "Peace I leave with you; My peace I give to you. Do not let your heart be troubled, nor let it be fearful." How do these words bring you comfort?

2. Now think about your real life. How do Jesus' words about peace bring you comfort now?

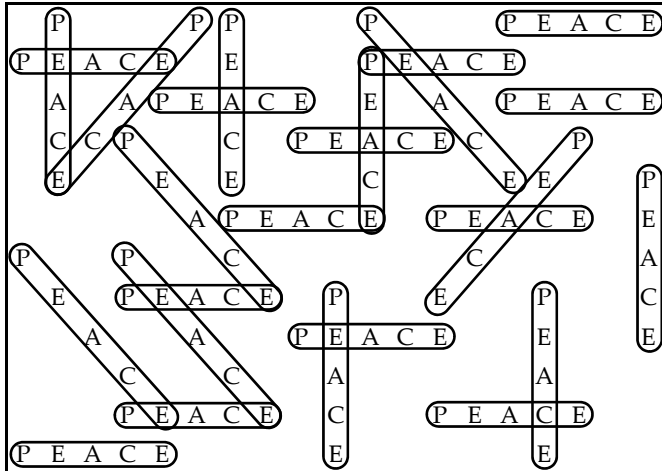
Answer Key

If no answer is given for a particular question, it means that the answer students give will vary. The wording of some answers will vary according to the Bible translation used. The Bible answers in this key are from the New American Standard Bible.

Lesson 1

definitions will vary, but should be similar to:
a state of tranquility or quiet; freedom from
oppressive thoughts or emotions

Psalm 34:14 - Depart from evil and do good;
Seek peace and pursue it.



Lesson 2

Numbers 6:24-26 -

The Lord bless you, and keep you;
The Lord make His face shine on you,
And be gracious to you;
The Lord lift up His countenance on you,
And give you peace.

Israelites; commandment; strong; long; milk;
honey; rain; cattle; God; hearts; children;
home; road; lay; up

Lesson 3

... grant peace in the land, so that you may lie
down with no one making you tremble.


Isaiah 32:18 - Then my people will live in a
peaceful habitation, and in secure dwellings
and in undisturbed resting places.

circled words: contentment, patience, love,
harmony, righteousness, appreciation,
kindness, joy

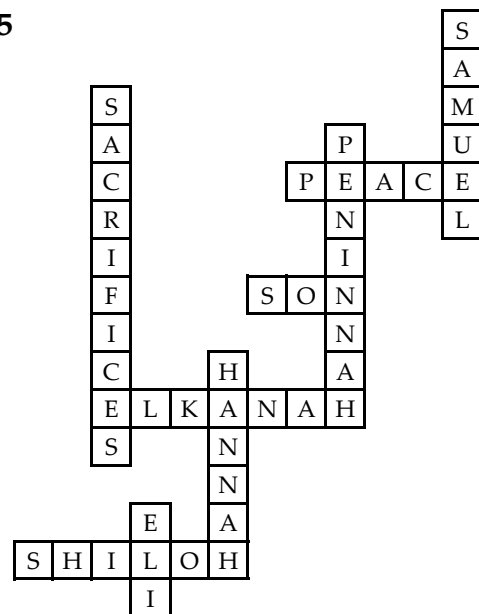
crossed-out words: envy, hate, revenge,
jealousy, wickedness, dissatisfaction, sin,
bitterness

Lesson 4

Psalm 29:11 - The Lord will give strength to
His people; The Lord will bless His people
with peace.



Lesson 5



Lesson 6

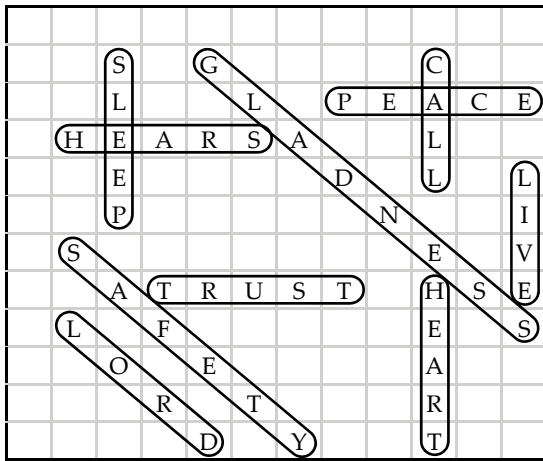
1. He was blameless and upright, he feared God, and he turned away from evil.
2. ten
3. curse God

4. They died when the house they were in collapsed.
5. He didn't sin or blame God.
6. He made sore boils break out all over his skin.
7. "You speak as one of the foolish women speaks. Shall we indeed accept good from God and not adversity?"

righteous; Lord; delivers troubles; near; brokenhearted; saves; crushed

Lesson 7

Psalm 4:8 - In peace I will both lie down and sleep, for You alone, O Lord, make me to dwell in safety.



Lesson 8

Psalm 37:37 - Mark the blameless man, and behold the upright; For the man of peace will have a posterity.

1. Noah; 2. Asa; 3. Joseph; 4. John; 5. Elizabeth;
6. Simeon; 7. Cornelius


Lesson 9

Psalm 119:165 - Those who love Your law have great peace, and nothing causes them to stumble.

verse 11 - heart; verse 35 - path;
 verse 62 - midnight; verse 103 - honey;
 verse 105 - lamp; verse 114 - shield;
 verse 127 - gold; verse 176 - sheep

Lesson 10

teaching; commandments; life; peace; truth; neck; heart; favor; God; man; Trust; understanding; ways; paths; wise; Lord; evil; bones



Lesson 11

Proverbs 12:20 - Deceit is in the heart of those who devise evil, but counselors of peace have joy.

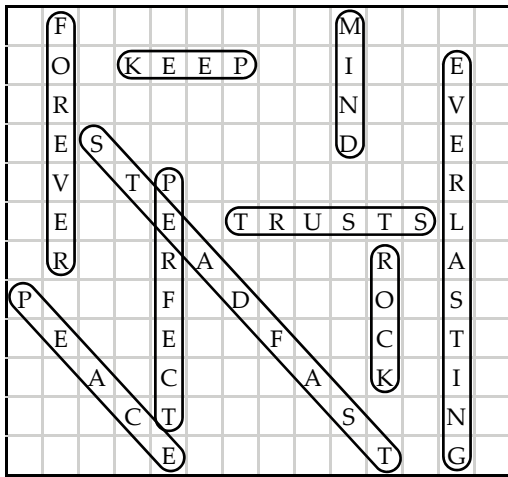
1. E; 2. G; 3. A; 4. B; 5. H; 6. F; 7. C; 8. D

Lesson 12

When a man's ways are pleasing to the LORD, he makes even his enemies to be at peace with him.


1. 40 months
2. He hated them.
3. Japan
4. The pilot became a believer after reading a tract that Jake had written.
5. about thirty years

Lesson 14



Lesson 15

health; healing; peace; truth; sin; joy; praise; glory; good; peace

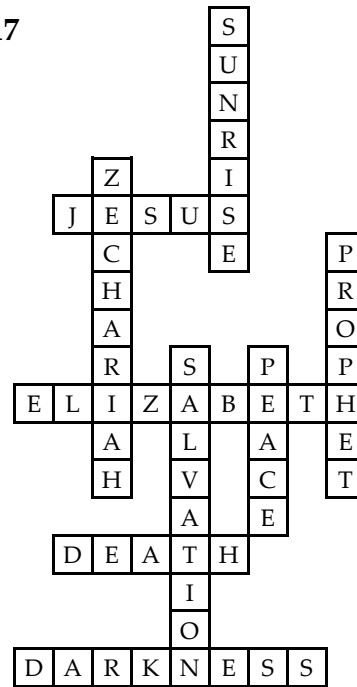


Lesson 16

darkness; light; dark; shine; child; son; government; shoulders

Wonderful Counselor
Mighty God
Eternal Father
Prince of Peace

Lesson 17



John 1:29 - The next day he saw Jesus coming to him and said, "Behold, the Lamb of God who takes away the sin of the world!"

Lesson 18

Luke 2:14 - Glory to God in the highest, and on earth peace among men with whom He is pleased.

1. B; 2. E; 3. G; 4. C; 5. D; 6. A; 7. H; 8. F

Lesson 19

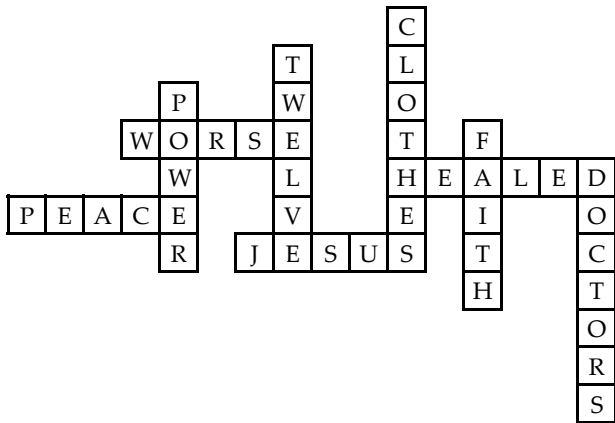
spirit; mourn; earth; righteousness; mercy; see; peacemakers; heaven

Answers will vary, but could include:

1. Jill can suggest that they have someone pick a number between one and ten or each stick a foot in the middle and say a rhyme to determine who goes first.
2. Mason can remind Sam that Kyle is trustworthy. He can help Sam look for his football. He can remind Sam of how important their friendship is and encourage him to believe Kyle and be friends again.
3. Bryan can tell Pamela to apologize and make sure Greg understands that it was an accident. He can help Greg build his tower back.

Lesson 20

Mark 5:34 - And He said to her, "Daughter, your faith has made you well; go in peace and be healed of your affliction."



Luke 7:50 - And He said to the woman, "Your faith has saved you; go in peace."

Lesson 21

Mark 9:50 - Salt is good; but if the salt becomes unsalty, with what will you make it salty again? Have salt in yourselves, and be at peace with one another.

Matthew 5:13 - You are the salt of the earth; but if the salt has become tasteless, how can it be made salty again? It is no longer good for anything, except to be thrown out and trampled under foot by men.

Lesson 22

1. The Jews
2. Peace be with you.
3. the marks in His hands and on His side
4. Holy Spirit
5. Thomas
6. the nail marks in Jesus' hands
7. Peace be with you.
8. seeing Him

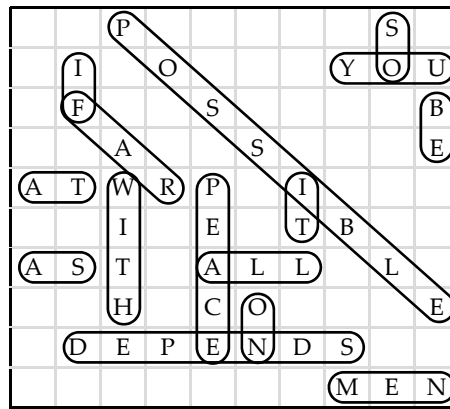
Lesson 23

tribulation; distress; glory; honor; peace

The Rewards of Good: Glory, Honor, Peace

The Rewards of Evil: Tribulation, Distress

Lesson 24

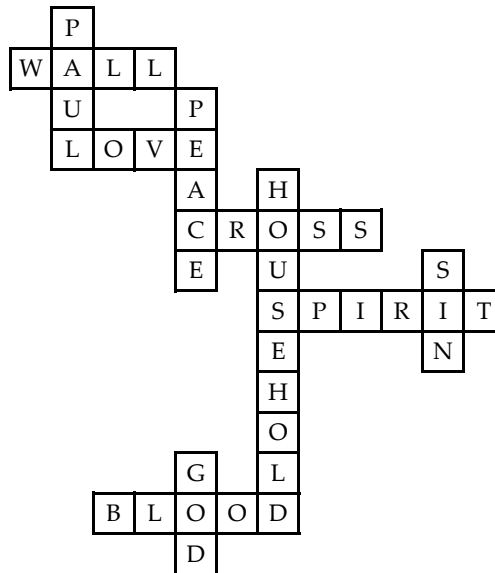


Lesson 25

Romans 15:13 - Now may the God of hope fill you with all joy and peace in believing, so that you will abound in hope by the power of the Holy Spirit.

1. C; 2. E; 3. F; 4. A; 5. B; 6. D

Lesson 26



Lesson 28

Hebrews 12:11 - All discipline for the moment seems not to be joyful, but sorrowful; yet to those who have been trained by it, afterwards it yields the peaceful fruit of righteousness.

- 1-3. *Answers will vary.*
4. Answers could include: God allows difficult things to happen to His children; God doesn't always give His children everything we ask for; God allows His children to suffer the consequences of their sin.

5. The result of discipline is the peaceful fruit of righteousness.

way; life; knowledge; poverty; shame; counsel; wise


Lesson 29

holy; beloved; compassion, humility; gentleness; forgiving; love; perfect; peace; body; thankful

Lesson 30


John 14:27 - Peace I leave with you; My peace I give to you; not as the world gives do I give to you. Do not let your heart be troubled, nor let it be fearful.

1. C; 2. F; 3. D; 4. A; 5. E; 6. B



High School


Exploring World History



Exploring World History surveys the story of our world from Creation to modern times. It includes the history narrative, Bible lessons, and reading and writing assignments needed to earn one year's credit in World history, English, and Bible.

notgrass.com/ew

Exploring America




Exploring America takes students from European exploration to the war in Iraq. It includes the history narrative, Bible lessons, and reading and writing assignments needed to earn one year's credit in American history, English, and Bible.


notgrass.com/ea

Exploring Government

Exploring Government is a one-semester study of American Federal, state, and local government. A special emphasis is placed on the Biblical basis for government and on the Constitution of the United States.



notgrass.com/government



Exploring Economics

Exploring Economics is a one-semester course that surveys Biblical teachings on money, gives an overview of the economic history of the United States, explains economic terms and concepts, and examines current economic issues.



notgrass.com/economics

Grades 5-8

America the Beautiful

America the Beautiful is a one-year American history, geography, and literature course. Daily lessons guide your student chronologically through American history, highlighting key events, people, and places. A collection of original documents brings our country's story even more vividly to life.

notgrass.com/atb



Uncle Sam and You


Uncle Sam and You takes students on a guided tour of what elected officials and everyday citizens do to run America today. In this one-year course students learn about government on all levels: Federal, state, and local. They study American ideals, symbols, and holidays. They learn respect for their community, state, and country.

notgrass.com/unclesam

From Adam to Us

From Adam to Us is a one-year world history and literature course. The daily lessons are written in a narrative style and richly illustrated with color photographs and maps. Primary sources, literature, and hands-on activities help the student connect with the history in a personal way.






notgrass.com/a2u




All Ages

Draw to Learn

Draw to Learn is an art curriculum and Bible study series. It helps children internalize truths from God's Word while giving them assignments to draw a wide variety of pictures. In each lesson, the student reads a passage from his own Bible, thinks about the meaning, and then draws a picture related to the passage. This simple approach helps children grow in their faith and understanding of Scripture, and at the same time they use and develop their art skills. Choose from five different titles, each with 150 lessons. notgrass.com/draw



Ages 7-12





Celebrate Series Unit Studies

Celebrate Thanksgiving features fifteen lessons that explore history, geography, Bible study, art, poetry, grammar, creative writing, character, science, traditions, and thinking skills related to the Thanksgiving holiday. It also contains craft instructions for seven projects and acid-free pages for your own Thanksgiving scrapbook.

notgrass.com/celebrate

Celebrate the Savior has fifteen lessons that chronicle Jesus' birth and childhood, teach how the celebration of Jesus' birth began, and tell about Christmas traditions and legends from many lands. Students learn to separate the facts revealed in the Bible from the traditions and legends created by men. Activities include Bible study, history, geography, science, art, poetry, grammar, and stories of Christmas carols.



Walking In Series

Each of these workbooks has fun word puzzles and writing activities that help children dig deeply into how God's word applies to our daily lives. Younger children may need assistance reading the lessons, writing the verses, and completing the puzzles. Older children will be able to complete the lessons on their own, but parents are encouraged to oversee the study so that the children can gain wisdom from their parents as they look into the Word together. notgrass.com/walking

For information about these and other homeschool resources available from Notgrass Company, visit notgrass.com or call 1-800-211-8793.