

**Our
Great
Big
World**

Coloring Book

Illustrated by Moriah Galicinski



**NOTGRASS
HISTORY**

This coloring book reinforces and reviews what you learned in the lessons in *Our Great Big World*. It includes one coloring picture for each lesson. Feel free to look at the illustrations in the lesson to help you color accurately. Some pages give you instructions about how to color the picture. Color the rest of the picture based on what you learned in the lesson.

We encourage you to use high quality crayons or colored pencils. Place a piece of heavy paper behind the picture you are coloring to avoid getting marks on the picture behind it. Have fun coloring your way around our great big world!

Our Great Big World Coloring Book

Illustrated by Moriah Galicinski
Cover and interior design by Mary Evelyn Notgrass McCurdy

Cover Images:
St. Basil's Cathedral by Nick N A / Shutterstock.com
Kite by ILYA AKINSHIN / Shutterstock.com

First Edition. 2024 Printing.

ISBN 978-1-60999-187-6

© 2024 Notgrass History. All rights reserved.
No part of this material may be reproduced without permission from the publisher.


Printed in the United States of America



NOTGRASS
HISTORY

275 Old Gainesboro Hwy.
Cookeville, TN 38501
1-800-211-8793
notgrass.com

Lesson 1



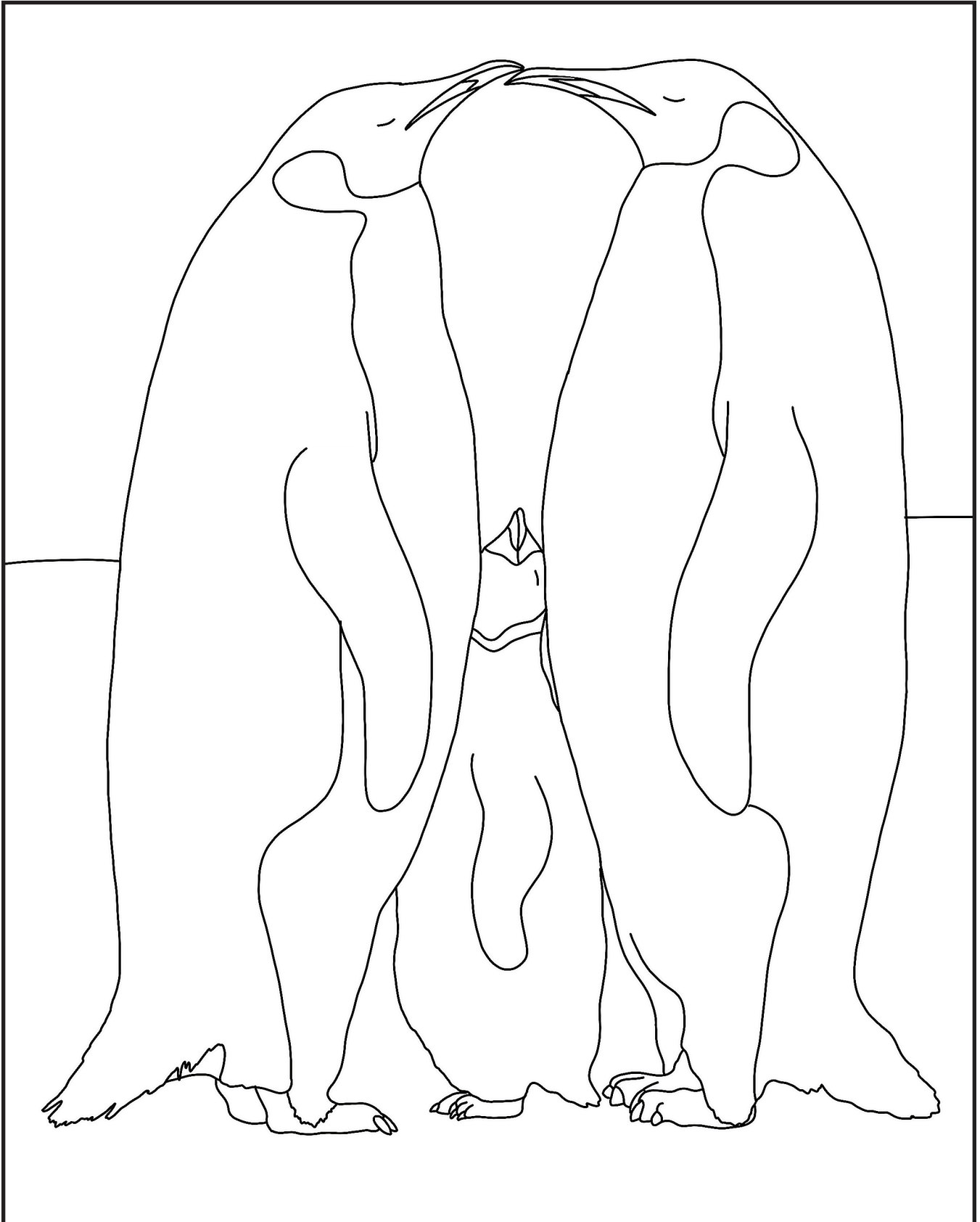
What a great big world God made!

Lesson 2




“Hmmm. I wonder what they’re having for dinner in there!”

Lesson 3



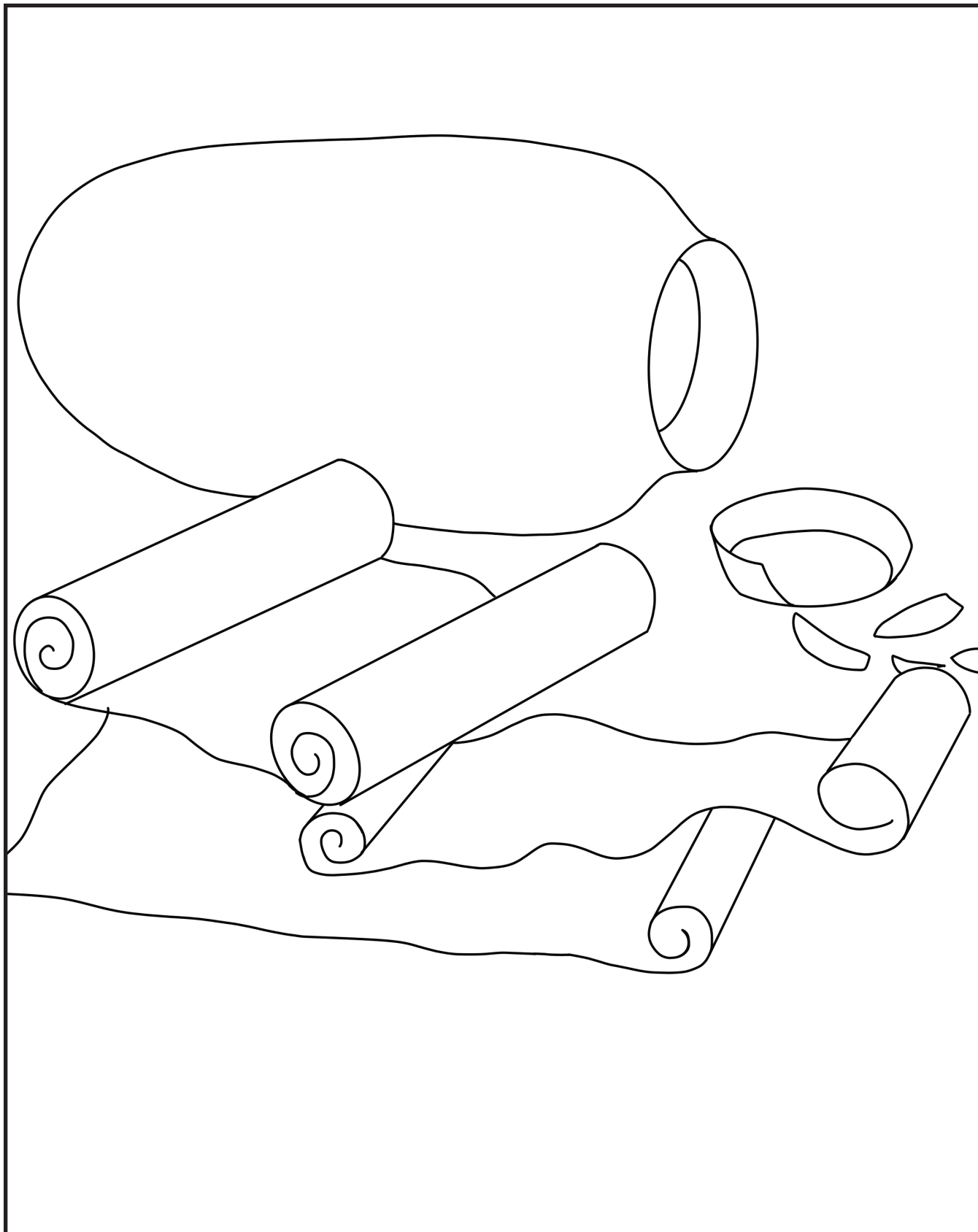
Look at the photo of the Antarctic penguin family in Lesson 3 to see how to color this picture.

Lesson 4



This Middle Eastern boy is flying a colorful kite in the desert.
His clothes and headdress are white and his hair is black.

Lesson 5




Color this Dead Sea Scroll jar brownish-orange. Color the scrolls beige or light brown.

Lesson 6



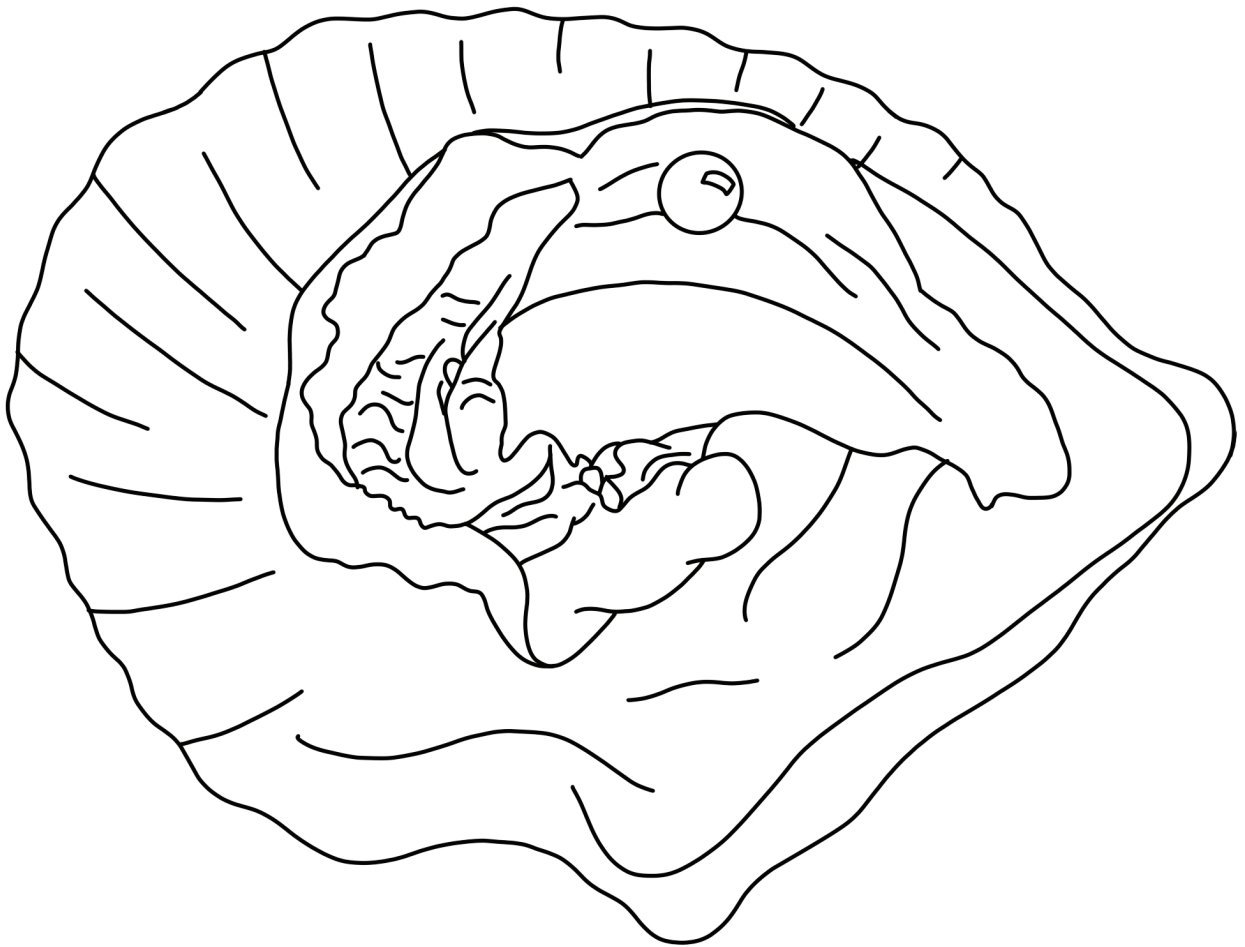
This bowl is for sale in the Grand Bazaar in Turkey. Color it with bright colors.

Lesson 7




This brown camel is racing down the track with a colorful blanket and a robot on his back!

Lesson 8



Look at the picture on page 35 in Lesson 8 to help you know how to color this oyster and pearl from the Persian Gulf. Add a seaside background if you would like.

Lesson 9



Color this falcon's feathers gold and light brown. Color his beak gray and his feet pale yellow.
Color his hood and perch whatever colors you would like.

Image Credits

Most of the images in this book are based on photographs or images included in the lessons of *Our Great Big World*.

The image of Albert Schweitzer (Lesson 19) is based on the Albert Schweitzer memorial statue in Weimar, Germany. It was sculpted by Gerhard Geyer and dedicated in 1968.

The image of the stained glass window (Lesson 25) is based on a window in the Cathedral of Monaco, which opened in 1903.

The image of Jutta and Lanzelot (Lesson 33) is based on a 15th-century painting from the Burg Eltz in Germany.

The statue on Trinidad honoring the steel pan movement (Lesson 79) was dedicated on December 23, 1977, by the Town Beautification Committee of the San Fernando Borough Council.